Shire of Jerramungup
8 Vasey Street, Jerramungup
PO Box 92, Jerramungup WA, 6337
(08) 9835 1022

ATTACHMENTS

ORDINARY MEETING OF COUNCIL

To be held at
Council Chamber, JERRAMUNGUP
Thursday, 26 November 2026
Commencing at 1:00pm

This page has been left intentionally blank

Shire of Jerramungup
8 Vasey Street, Jerramungup
PO Box 92, Jerramungup WA, 6337
(08) 9835 1022

MINUTES

BUSH FIRE ADVISORY COMMITTEE

GENERAL MEETING

Held at

Council Chambers, Jerramungup
Monday, 26 October 2026
Commencing at 6:00pm

This page has been left intentionally blank

4

Table of Contents

General Meeting of Bush Fire Advisory Committee | Monday 28 October 2026

1.0 DECLARATION OF OPENING, ANNOUNCEMENT OF VISITORS 4

2.1 ATTENDANCE 4

2.2 APOLOGIES 5

3.0 CONFIRMTION OF MINUTES FROM PREVIOUS MEETINGS 5

4.0 BUSINESS ARISING FROM PREVIOUS MINUTES 5

5.0 CORRESPONDENCE 5

6.0 REPORTS 5

7.0 AGENDA ITEMS 6

7.1 DRAFT FIRE CONTROL POLICY NO. 7 – COOKING AND CAMPING FIRES 6

8.0 GENERAL BUSINESS 8

8.1 SHAREPOINT SPREADSHEET FOR PERMIT REGISTER 8

8.2 UPDATE ON OPEN GRANT APPLICATIONS 8

8.3 PRE-SEASON INFORMATION 9

8.4 TRAINING CALENDAR 9

9.0 ROUND TABLE 10

10.0 CLOSURE 11

10.1 DATE OF THE NEXT MEETING 11

10.2 CLOSURE OF MEETING 11

ATTACHMENTS 12

A1 TABLE OF CORRESPONDANCE 13

A2 CHIEF BUSHFIRE CONTROL OFFICER REPORT 14

A3 COMMUNITY EMERGENCY SERVICES MANANAGER REPORT 15

A4 DEPARTMENT OF FIRE AND EMERGENCY SERVICES REPORT 16

A5 AFAC SEASONAL OUTLOOK SPRING 17

A6 LETTER OF CORRESPONDENCE – BREMER BAY VFES 18

BUSH FIRE ADVISORY COMMITTEE MEETING

MINUTES

1.0 DECLARATION OF OPENING, ANNOUNCEMENT OF VISITORS

The meeting was opened at 6.05pm by the Chief Bush Fire Control Officer.

2.0 RECORD OF ATTENDANCE

2.1 ATTENDANCE

Alex Jones	Chief Bushfire Control Officer / Gairdner BFB
Martin Cuthbert	Chief Executive Officer
Charmaine Wisewould	Deputy Chief Executive Officer
Janna Cheshire	Community Emergency Services Manager
Dan Biddulph	Bushfire Risk Mitigation Coordinator
Anthony Thomas	Deputy Chief Bushfire Control Officer / Boxwood BFB
Wade Brown	Deputy Chief Bushfire Control Officer / Needilup BFB
Brad Shelton	Gairdner BFB
Craig Hall	Gairdner BFB (via TEAMS)
Pete Buckenara	Bremer Bay VFES
Stacey Francis	Bremer Bay VFES
Siwel Solomon-Maere	Jerramungup VFES
Matt Foster	Jerramungup VFES
Paul Hislop	Jerramungup VFES
Stuart Hocking	Boxwood BFB
Michael Lester	Jacup BFB
Brad Bailey	Jacup BFB
Jye Duggan	Needilup BFB
Ali Benson	Department of Biodiversity, Conservation and Attractions
Cindy Miller	Department of Biodiversity, Conservation and Attractions

2.2 APOLOGIES 7

Neil Foreman	Councillor Shire of Jerramungup
Stephen Petersen	DO Esperance Urban DFES

3.0 CONFIRMTION OF MINUTES FROM PREVIOUS MEETINGS

That the minutes of the General Meeting of the Shire of Jerramungup's Bushfire Advisory Committee held in the Council Chamber, Jerramungup, on Monday 20 July 2026 be CONFIRMED.

MOVED: Wade Brown **SECONDED: Matt Foster**

That the minutes of the General Meeting of the Shire of Jerramungup's Bushfire Advisory Committee held in the Council Chamber, Jerramungup, on Monday 20 July 2026 be CONFIRMED.

Carried

4.0 BUSINESS ARISING FROM PREVIOUS MINUTES

Nil.

5.0 CORRESPONDENCE

As per attachment.

6.0 REPORTS

6.1 Chief Bushfire Control Officer – report attached
In addition to the report, provided an update on South East Fire Working Group: Not a combined meeting with Ravensthorpe and Esperance anymore but individual meeting, more Shire specific and focused. Working on a combined UCL, UMR, National Park and Shire managed lands mitigation approach.

6.2 Community Emergency Services Manager – report attached

6.3 Bushfire Risk Mitigation Coordinator

- The three-year grant program is nearing completion of its first year, with mechanical, chemical and prescribed burning works progressing well.
- 14 prescribed burns were completed across the Shire, including significant treatments around Bremer Bay and a 40-hectare burn on the Water Corporation block, undertaken with support from Water Corporation and VFES volunteers.

- Mechanical mitigation works have included extensive burn preparation, mulching, debris removal and vegetation treatments across Bremer Bay, Jerramungup and surrounding strategic areas. Some works near the Bremer Bay Resort were jointly funded through DFES.
- Chemical treatments have commenced across the Point Henry road network and will continue through summer as conditions permit.
- The Department of Health has completed vegetation mitigation works on its Jerramungup property, improving protection along Kokoda Road.
- Upcoming priorities include completing grant acquittal and evidence requirements, together with further slashing, mulching, crown lifting and vegetation management across Bremer Bay, Point Henry and John Street Reserve before conditions become too hot and dry.
- Thanks to all brigades for supporting mitigation activities, it is really appreciated.

6.4 Department of Fire and Emergency Services – report attached

6.5 Department of Biodiversity, Conservation and Attractions

- Cindy Miller was introduced as the new Fire Operations Officer, replacing Nathan Ramage who has moved to DFES. Cindy has extensive departmental experience and will support incidents, prescribed burns and strategic access programs across the region.
- Preparations for the coming fire season are underway, including water bomber refiller training across the South Coast and the return of serviced refilling equipment to Bremer Bay, Jerramungup and Ravensthorpe.
- Joel Malcolm has taken up the ranger position in the Gairdner area and is expected to return from leave shortly.
- The Reynolds Hill repeater was inspected and confirmed to be in readiness for the coming fire season.
- The Fitzgerald River Fire Working Group meeting will not be held this year due to significant overlap with other recent stakeholder meetings. The meeting is expected to recommence next year.

6.6 Other - nil

7.0 AGENDA ITEMS

7.1 DRAFT FIRE CONTROL POLICY NO. 7 – COOKING AND CAMPING FIRES

The Committee considered proposed amendments to the Camping and Cooking Fire Control Policy following an external review and previous Committee discussions. Amendments were required to align the policy with the current Australian Fire Danger Rating System and clarify requirements for registered fire pits.

Key proposed changes included:

- approved fire pits to be limited to brick and mortar construction or purpose-built steel containers, with sand fire pits no longer permitted;

- maintenance of a 5 metre cleared area around approved fire pits;
- provision for up to three approved fire pit locations on an eligible property to account for prevailing wind conditions;
- eligibility to include owner-occupied properties and properties occupied by long-term tenants, while short-term rental accommodation remains ineligible;
- approvals to remain valid for up to three years but lapse upon a change of property ownership; and
- required firefighting equipment and supervision requirements to remain in place.

Considerable discussion was held regarding proposed hours of use and the requirement for fires to be extinguished by 11:59 pm. Members discussed the relationship between operating times, the following day's Fire Danger Rating and Total Fire Bans, as well as the practicalities of extinguishing fires overnight.

The Committee agreed the condition should require a fire pit to be fully extinguished with water by 11:59 pm where the Fire Danger Rating for the following day is High or above.

It was noted that, following adoption of the revised policy, existing registered fire pits would be reinspected and approvals reissued. Shire staff would undertake the reinspection process, rather than Fire Control Officers.

The Committee also identified the need for clear information to be provided to approved applicants on how to check Fire Danger Ratings and understand the conditions applying to their approval.

OFFICER RECOMMENDATION:

That the Jerramungup Bushfire Advisory Committee:

1. **Endorses the proposed amendments to Fire Control Policy No. 7 – Camping and Cooking Fires as presented; and**
2. **Recommends that Council adopt the revised Fire Control Policy No. 7 – Camping and Cooking Fires.**

MOVED: Paul Hislop **SECONDED: Jye Duggan**
That the Jerramungup Bushfire Advisory Committee:
1. Endorses the proposed amendments to Fire Control Policy No. 7 – Camping and Cooking Fires with the following changes: **"3. Conditions of approval** **ii Fire pits must be fully extinguished, with water, by 23:59 if the Fire Danger Rating for the following day is "high", "extreme" or "catastrophic";" and**

2. **Recommends that Council adopt the revised Fire Control Policy No. 7 – Camping and Cooking Fires.**

Carried

8.0 GENERAL BUSINESS

8.1 SHAREPOINT SPREADSHEET FOR PERMIT REGISTER

Previous discussions with FCOs noted ongoing access and version-control issues with the current Dropbox-based Permit to Burn register.

It was proposed that the existing Excel register be transitioned to SharePoint, allowing FCOs to access and update a single live spreadsheet simultaneously and eliminating duplicate versions.

FCOs will be provided access using their nominated email address and the new system will be trialled over the coming weeks.

Subject to the trial operating successfully, the SharePoint register will replace the existing Dropbox system. The old system will remain in place until all FCOs have successfully accessed the new spreadsheet. Options for notifications when the register is updated will also be investigated.

Action: CESM to procure all FCO email addresses and provide link to new spreadsheet via email.

8.2 UPDATE ON OPEN GRANT APPLICATIONS

Awaiting announcements on two pending grant application:

- Western Power Bushfire Volunteers Grants Program-

  On behalf of the four bushfire brigade captains, the Shire has applied for Starlink mini hardware and accessories required for vehicle installation through the Western Power Bushfire Volunteers Grants Program. Successful applicants will be announced after 26 October 2026. So far, nothing was heard.

- National Emergency Management Authority (NEMS) Disaster Resilience Funding Round 4-

  In early July the Shire applied for funding through the NEMA DRF Round 4 grants scheme for funding to create digital content fit for a TV commercial, to educate the public on the local impacts of bushfires in the Shire of Jerramungup and raise awareness around preventative measures. Successful applicants will be announced from late October. So far, nothing was heard.

8.3 PRE-SEASON INFORMATION 11

- The AFAC seasonal outlook was noted, with ongoing soil moisture deficits, particularly across the Western Mallee and Fitzgerald areas, and warmer and drier than average spring conditions contributing to an increased bushfire risk later in spring.
- Updated FCO and call sign lists were made available, along with replacement permit books and incident diaries as required.
- Pre-season water bomber reloader training is scheduled for 1 November in Bremer Bay (11:00) and Jerramungup (14:00). DBCA confirmed the training is mandatory annually for existing reloaders and is also open to new participants, including non-brigade members.
- Seasonal worker bushfire and harvest safety training will be held on Wednesday 28 October from 07:30 at Jacup, with approximately 35 participants expected.
- Pre-season servicing and maintenance activities were reported as substantially complete, with preparations for the coming bushfire season well advanced.

8.4 TRAINING CALENDAR

- Updated DFES guidance on minimum training and ongoing skills maintenance for rural bushfire brigades was discussed. The Chief Bushfire Control Officer advised that he would like each brigade to undertake a minimum of two training sessions per year, with at least one session to include a burnover drill/refresher. This will be incorporated into future brigade training planning.
- Introductory firefighter training will continue for new members, with courses proposed for late March and September, distributed between Bremer Bay and Jerramungup where practicable.
- Driving training options, including on-road, off-road and emergency driving, will be investigated.
- Other training suggestions identified included:
    - Pump operations – some interest shown
    - Advanced Bushfire Fighting – no interest shown
    - External Structural Firefighting – clear interest shown
    - Ground Controller training – some interest shown
- The Committee acknowledged Dan Biddulph as the addition of a newly qualified trainer and assessor, providing increased local capacity to assist with training delivery.

Stacey Francis – Bremer Bay VFES

- Stacey Francis, on behalf of Bremer Bay Fire and Emergency Services, presented correspondence raising concerns regarding locked strategic firebreaks on the Point Henry Peninsula and the potential impact on emergency access and egress. The correspondence requested that locks be removed from strategic emergency access ways. A copy of the correspondence is attached to the minutes.
- The Committee discussed the operational concerns raised, while noting that a number of strategic firebreaks traverse private property and are subject to existing agreements between the Shire and affected landowners.
- It was noted that the matter had previously been considered by BFAC and that further review of the existing strategic firebreak agreements and associated legal considerations was required before a position could be determined.
- The Committee agreed to defer further consideration to the next BFAC meeting to allow the Shire to review the existing agreements, investigate the matter further and undertake appropriate consultation with affected landowners.

  Action: Shire Administration to review the Point Henry strategic firebreak agreements and access arrangements, including the concerns raised by Bremer Bay Fire and Emergency Services, and report back to the next BFAC meeting.

Brad Bailey – Jacup BFB

- Brad brought to the committee's attention the need for a more convenient fuel supply for the Jacup bushfire appliance, reducing the need to travel into town for refuelling, particularly during periods of frequent appliance use.
- It was noted that Shire-provided fuel storage would need to meet relevant storage and compliance requirements and may involve additional infrastructure and cost.
- Alternative arrangements were discussed, including potentially accessing fuel from a nearby privately owned farm fuel supply, with fuel usage recorded and reimbursed by the Shire.
- The Shire will investigate suitable fuel storage/supply options, including updating previous quotations and considering any budget implications for the next financial year.

  Action: Shire Administration to investigate options for a local fuel supply for the Jacup bushfire appliance, including compliant fuel storage and/or an arrangement with a nearby landowner, and report back to the Committee.

Michael Lester – Jacup BFB

- Michael Lester provided positive feedback regarding the recent servicing of the bushfire appliance, noting that the service had been thorough and had addressed items that may have been overlooked during previous services.

Peter Buckenara – Bremer Bay VFES

- Peter Buckenara advised that the Bremer Bay Community Resource Centre receives regular enquiries regarding whether fires are permitted on local beaches and suggested clearer public information be provided, particularly over the summer period.
- It was noted that providing a single statement covering all beaches is complicated by the different land tenures and management authorities across the coastline.
- Providing the Community Resource Centre with clearer guidance, potentially including a map or relevant land manager contact information, was suggested to assist with public enquiries.

  Action: Shire Administration to investigate suitable public information regarding fires on local beaches, including guidance for the Bremer Bay Community Resource Centre on relevant land management responsibilities and contacts.

- Peter provided positive feedback on the revised presentation of the Fire Control Notice, noting that the burning period dates were clearer in the current format.
- Minor improvements were suggested to the presentation of the burning period information reference on the rear page.
- The ongoing relevance of plantation requirements within the Notice was also discussed, with members confirming that plantation areas remain within the Shire.

10.0 CLOSURE

10.1 DATE OF THE NEXT MEETING

The next meeting of the Bushfire Advisory Committee is to be confirmed in early 2027.

10.2 CLOSURE OF MEETING

The Chief Bushfire Control Officer closed the meeting at 07:38pm.

Cheque /EFT No	Date	Name	Invoice Description	Bank Code	INV Amount	Amount
EFT25283	02/10/2026	SYNERGY	ELECTRICITY USAGE 24.07.2026 - 21.09.2026 METER; 0642057151	10		4,022.78
INV 330684392	3/09/2026	SYNERGY	ELECTRICITY USAGE 22.07.2026 - 18.09.2026 METER; 15M75862		447.55	
INV 983321552	3/09/2026	SYNERGY	ELECTRICITY USAGE 24.07.2026 - 21.09.2026 METER; 0642057151		1,319.53	
INV 968160752	3/09/2026	SYNERGY	ELECTRICITY USAGE 24.07.2026 - 21.09.2026 METER; 0642057232		204.84	
INV 964730252	3/09/2026	SYNERGY	ELECTRICITY USAGE 24.07.2026 - 21.09.2026 METER; 0620200052		434.60	
INV 896277012	4/09/2026	SYNERGY	ELECTRICITY USAGE 23.07.2026 - 21.09.2026 METER; 0620476765		141.78	
INV 101240992	4/09/2026	SYNERGY	ELECTRICITY USAGE 23.07.2026 - 21.09.2026 METER; 0642076332		302.79	
INV 659905242	4/09/2026	SYNERGY	ELECTRICITY USAGE 23.07.2026 - 20.09.2026 METER; 0620452523		653.47	
INV 704072822	5/09/2026	SYNERGY	ELECTRICITY USAGE 25.07.2026 - 24.09.2026 METER; 0520012381		131.99	
INV 476596422	9/09/2026	SYNERGY	ELECTRICITY USAGE 25.07.2026 - 18.09.2026 METER; 0642035746		386.23	
EFT25284	02/10/2026	TELSTRA	USAGE CHARGES TO 21.09.2026	10		1,722.43
INV 456606362	2/09/2026	TELSTRA	USAGE CHARGES TO 21.09.2026		1,602.00	
INV 456606372	5/09/2026	TELSTRA	SMS CHARGES TO 24.09.2026		120.43	
EFT25285	02/10/2026	CR NATHAN MCQUOID	COUNCILLOR ALLOWANCES JULY TO SEPT 2026	10		2,420.25
INV CR ALLC	30/09/2026	CR NATHAN MCQUOID	COUNCILLOR ALLOWANCES JULY TO SEPT 2026		2,420.25	
EFT25286	02/10/2026	TRUCK CENTRE WA PTY LTD	PBT8 - VARIOUS REPAIRS TO TRUCK	10		24,534.94
INV 9727543	24/09/2026	TRUCK CENTRE WA PTY LTD	PBT8 - VARIOUS REPAIRS TO TRUCK		24,534.94	
EFT25287	02/10/2026	JASS CONTRACTORS	CLEANING SERVICES FOR SEPTEMBER 2026	10		14,932.68
INV INV-016	130/09/2026	JASS CONTRACTORS	SKATE PARK INSPECTIONS AUG & SEPT 2026		220.00	

Cheque /EFT No	Date	Name	Invoice Description	Bank Code	INV Amount	Amount
INV INV-0160	30/09/2026	JASS CONTRACTORS	CLEANING SERVICES FOR SEPTEMBER 2026		14,712.68	
EFT25288	02/10/2026	INDIJI FLORA	MAF WORKS GTREATMENT # 43646	10		8,470.00
INV INV-1072	23/09/2026	INDIJI FLORA	MAF WORKS GTREATMENT # 43646		4,290.00	
INV INV-1071	23/09/2026	INDIJI FLORA	MAF WORKS GTREATMENT # 43647		3,575.00	
INV INV-1069	23/09/2026	INDIJI FLORA	SLASHING OF SHIRE BLOCK COLLINS ST		605.00	
EFT25289	02/10/2026	IGA JERRAMUNGUP	GOODS PURCHASED TO 02.09.2026	10		778.04
INV #77 TO 2	02/09/2026	IGA JERRAMUNGUP	GOODS PURCHASED TO 02.09.2026		778.04	
EFT25290	02/10/2026	INTEGRATED ICT	MICROSOFT LICENSING FOR SEPTEMBER 2026	10		2,782.53
INV 44831	29/09/2026	INTEGRATED ICT	IPTEL FOR SEPTEMBER 2026		400.93	
INV 44943	30/09/2026	INTEGRATED ICT	MICROSOFT LICENSING FOR SEPTEMBER 2026		2,381.60	
EFT25291	02/10/2026	CR NEIL FOREMAN	COUNCILLOR ALLOWANCES JULY TO SEPT 2026	10		2,420.25
INV CR ALLC	30/09/2026	CR NEIL FOREMAN	COUNCILLOR ALLOWANCES JULY TO SEPT 2026		2,420.25	
EFT25292	02/10/2026	OMNICOM MEDIA GROUP AUSTRALIA PTY LTD	ADVERTISING OF IMPOUNDED VEHICLES	10		570.36
INV 1984536	30/09/2026	OMNICOM MEDIA GROUP AUSTRALIA PTY LTD	ADVERTISING OF IMPOUNDED VEHICLES		570.36	
EFT25293	02/10/2026	CR NATHAN BROWN	COUNCILLOR ALLOWANCES JULY TO SEPT 2026	10		9,292.50
INV CR ALLC	30/09/2026	CR NATHAN BROWN	COUNCILLOR ALLOWANCES JULY TO SEPT 2026		9,292.50	
EFT25294	02/10/2026	CR RAEGAN-JEAN ZACHER	COUNCILLOR ALLOWANCES JULY TO SEPT 2026	10		2,420.25
INV CR ALLC	30/09/2026	CR RAEGAN-JEAN ZACHER	COUNCILLOR ALLOWANCES JULY TO SEPT 2026		2,420.25	
EFT25295	02/10/2026	CR PAUL BARRETT	COUNCILLOR ALLOWANCES, JULY TO SEPTEMBER 2026	10		3,565.50
INV CR ALLC	30/09/2026	CR PAUL BARRETT	COUNCILLOR ALLOWANCES, JULY TO SEPTEMBER 2026		3,565.50	
EFT25296	02/10/2026	BGL SOLUTIONS PTY LTD	TURF MAINTENANCE - JERRAMUNGUP OVAL	10		19,786.46

Cheque /EFT No	Date	Name	Invoice Description	Bank Code	INV Amount	Amount
INV INV-0008	30/09/2026	BGL SOLUTIONS PTY LTD	TURF MAINTENANCE - BREMER BAY OVAL		4,004.55	
INV INV-0008	30/09/2026	BGL SOLUTIONS PTY LTD	TURF MAINTENANCE - JERRAMUNGUP OVAL		8,942.12	
INV INV-0008	30/09/2026	BGL SOLUTIONS PTY LTD	TURF MAINTENANCE - BOXWOOD HILL OVAL		6,839.79	
EFT25297	02/10/2026	GREAT SOUTHERN FARM SERVICE	ANNUAL SERVICE BOXWOOD BFB APPLIANCE	10		12,160.29
INV INV-1350	21/09/2026	GREAT SOUTHERN FARM SERVICE	ANNUAL SERVICE BOXWOOD BFB APPLIANCE		5,425.95	
INV INV-1348	21/09/2026	GREAT SOUTHERN FARM SERVICE	ANNUAL SERVICE GAIRDNER BFB APPLIANCE		4,323.19	
INV INV-1349	21/09/2026	GREAT SOUTHERN FARM SERVICE	REPAIRS TO GAIRDNER BFB APPLIANCE		2,411.15	
EFT25298	02/10/2026	THE TELEGRAPH ON BREMER	CATERING FOR SOUTH COAST ALLIANCE MEETING 25 SEPTEMBER 2026	10		660.00
INV INV-0058	26/09/2026	THE TELEGRAPH ON BREMER	CATERING FOR SOUTH COAST ALLIANCE MEETING 25 SEPTEMBER 2026		660.00	
EFT25299	02/10/2026	HOMESTEAD HARDWARE	1X GAS BOTTLE	10		281.39
INV 16265	15/09/2026	HOMESTEAD HARDWARE	1X GAS BOTTLE		230.00	
INV 16294	16/09/2026	HOMESTEAD HARDWARE	ADPTOR, HOSE CLAMP		10.90	
INV 16447	23/09/2026	HOMESTEAD HARDWARE	WALL PLUG		2.20	
INV 16445	23/09/2026	HOMESTEAD HARDWARE	SCREWS		6.40	
INV 16435	23/09/2026	HOMESTEAD HARDWARE	CABLE TIES		11.35	
INV 16471	24/09/2026	HOMESTEAD HARDWARE	MUSHROOM HEAD BOLT & NUT		4.55	
INV 16464	24/09/2026	HOMESTEAD HARDWARE	D HANDLE		15.99	
EFT25300	02/10/2026	ALEX JONES	CBFCO PAYMENT 2026/27	10		8,870.00
INV CBFCO 2	30/09/2026	ALEX JONES	CBFCO PAYMENT 2026/27		8,870.00	
EFT25301	02/10/2026	CR NAOMI HALL	COUNCILLOR ALLOWANCES JULY TO SEPT 2026	10		2,420.25
INV CR ALLC	30/09/2026	CR NAOMI HALL	COUNCILLOR ALLOWANCES JULY TO SEPT 2026		2,420.25	
EFT25302	02/10/2026	GNOWANGERUP FUEL SUPPLIES / ELITE NOMINEES PTY LTD	200L DRUM OF BLUE KEROSINE	10		935.00

Cheque /EFT No	Date	Name	Invoice Description	Bank Code	INV Amount	Amount
INV 2108	31/08/2026	GNOWANGERUP FUEL SUPPLIES / ELITE NOMINEES PTY LTD	200L DRUM OF BLUE KEROSINE		935.00	
EFT25303	02/10/2026	CR PAUL HISLOP	COUNCILLOR ALLOWANCES JULY TO SEPT 2026	10		2,420.25
INV CR ALLC	30/09/2026	CR PAUL HISLOP	COUNCILLOR ALLOWANCES JULY TO SEPT 2026		2,420.25	
EFT25304	02/10/2026	LANDGATE	SCHEDULE NO: G2026/14, G2026/15, DATED 01.08.26-28.08.26, 29.08.26 - 11.09.26	10		306.25
INV 7874799	029/09/2026	LANDGATE	SCHEDULE NO: G2026/14, G2026/15, DATED 01.08.26-28.08.26, 29.08.26 - 11.09.26		306.25	
EFT25305	02/10/2026	BEST OFFICE SYSTEMS	LEASE FOR PHOTOCOPIER AND PHOTOCOPYING 20.08.2026 - 20.09.2026	10		1,351.31
INV 664645	23/09/2026	BEST OFFICE SYSTEMS	LEASE FOR PHOTOCOPIER AND PHOTOCOPYING 20.08.2026 - 20.09.2026		1,351.31	
EFT25306	02/10/2026	PAUL ARMSTRONG PANEL BEATERS	PC32 - INSURANCE EXCESS	10		500.00
INV 48918	24/09/2026	PAUL ARMSTRONG PANEL BEATERS	PC32 - INSURANCE EXCESS		500.00	
EFT25307	07/10/2026	BROOKS HIRE SERVICE PTY LTD	HIRE OF 20 TONNE MULTI TYRE ROLLER	10		7,191.36
INV 334250	30/09/2026	BROOKS HIRE SERVICE PTY LTD	HIRE OF 20 TONNE MULTI TYRE ROLLER		7,191.36	
EFT25308	07/10/2026	HEIDELBERG MATERIALS AUSTRALIA PTY LTD	RG16 - 301.48 TONNE 14MM AGGREGATE	10		37,219.60
INV 7668320	230/09/2026	HEIDELBERG MATERIALS AUSTRALIA PTY LTD	RG16 - 301.48 TONNE 14MM AGGREGATE		18,620.92	
INV 7668830	605/10/2026	HEIDELBERG MATERIALS AUSTRALIA PTY LTD	RG16 - 101 TONNES 14MM AGGREGATE		6,238.27	
INV 7668830	705/10/2026	HEIDELBERG MATERIALS AUSTRALIA PTY LTD	200 TONNES OF 14MM AGGREGATE		12,360.41	
EFT25309	07/10/2026	AUSTRALIAN TRAINING MANAGEMENT PTY LTD	TRAFFIC MANAGEMENT TRAINING WITH WORKS CREW	10		11,542.00
INV 42724	19/08/2026	AUSTRALIAN TRAINING MANAGEMENT PTY LTD	TRAFFIC MANAGEMENT TRAINING WITH WORKS CREW		11,542.00	
EFT25310	07/10/2026	H & H ARCHITECTS	INSPECTION REPORT FOR BREMER BAY CRC ROOF UPGRADE - 260480	10		6,642.06

Cheque /EFT No	Date	Name	Invoice Description	Bank Code	INV Amount	Amount
INV INV0259	30/09/2026	H & H ARCHITECTS	INSPECTION REPORT FOR BREMER BAY CRC ROOF UPGRADE - 260480		4,332.06	
INV INV0256	30/09/2026	H & H ARCHITECTS	PROFESSIONAL FEES - BREMER BAY BIRD HIDE DEVELOPMENT		2,310.00	
EFT25311	07/10/2026	4 RIVERS PLUMBING AND GAS	INVESTIGATE AND REPAIR FEMALE TOILET AT SHIRE OFFICE - IT IS NOT FLUSHING PROPERLY.	10		519.42
INV 0000846801	01/10/2026	4 RIVERS PLUMBING AND GAS	INVESTIGATE AND REPAIR FEMALE TOILET AT SHIRE OFFICE - IT IS NOT FLUSHING PROPERLY.		519.42	
EFT25312	07/10/2026	M & K HOBBS EARTHMOVING	MAINTENANCE GRADING OF VARIOUS SHIRE ROADS, 25.08.2026 - 24.09.2026	10		19,800.00
INV INV-0522	05/10/2026	M & K HOBBS EARTHMOVING	MAINTENANCE GRADING OF VARIOUS SHIRE ROADS, 25.08.2026 - 24.09.2026		19,800.00	
EFT25313	07/10/2026	AFGRI EQUIPMENT AUSTRALIA PTY LTD	PG6 - REPAIR FRONT WHEEL HUB	10		4,300.53
INV 3120267	31/07/2026	AFGRI EQUIPMENT AUSTRALIA PTY LTD	PG6 - REPAIR FRONT WHEEL HUB		4,300.53	
EFT25314	07/10/2026	ABA SECURITY AND ELECTRICAL	MONITORING OF SECURITY ALARM SYSTEM 01/10/2026 - 31/12/2026	10		173.38
INV 54216	01/10/2026	ABA SECURITY AND ELECTRICAL	MONITORING OF SECURITY ALARM SYSTEM 01/10/2026 - 31/12/2026		173.38	
EFT25315	07/10/2026	INTEGRATED ICT	CLOUD SERVICES FOR SEPTEMBER 2026	10		7,767.91
INV 44888	29/09/2026	INTEGRATED ICT	MANAGED SERVICES FOR SEPTEMBER 2026		2,285.80	
INV 45157	30/09/2026	INTEGRATED ICT	CLOUD SERVICES FOR SEPTEMBER 2026		4,043.53	
INV 45024	30/09/2026	INTEGRATED ICT	SECURITY AS A SERVICE FOR SEPTEMBER 2026		1,438.58	
EFT25316	07/10/2026	BREMER BAY HARDWARE	GOODS PURCHASED FOR SEPTEMBER 2026	10		608.47
INV SEPT 26	30/09/2026	BREMER BAY HARDWARE	GOODS PURCHASED FOR SEPTEMBER 2026		608.47	
EFT25317	07/10/2026	THE ROADHOUSE HOOKED AND COOKED PTY LTD	GOODS PURCHASED FOR SEPT 2026, CATERING FOR BUSHFIRE MITIGATION WORK	10		269.46
INV 0000153729	29/09/2026	THE ROADHOUSE HOOKED AND COOKED PTY LTD	GOODS PURCHASED FOR SEPT 2026, CATERING FOR BUSHFIRE MITIGATION WORK		269.46	

Cheque /EFT No	Date	Name	Invoice Description	Bank Code	INV Amount	Amount
EFT25318	07/10/2026	MCLEODS LAWYERS PTY LTD	DRAFTING OF NEW LEASE FOR JERRAMUNGUP MOTORCYCLE CLUB FOR NEEDILUP MOTOCROSS TRACK	10		1,073.60
INV 154115	30/09/2026	MCLEODS LAWYERS PTY LTD	DRAFTING OF NEW LEASE FOR JERRAMUNGUP MOTORCYCLE CLUB FOR NEEDILUP MOTOCROSS TRACK		1,073.60	
EFT25319	07/10/2026	RESIDE CONTRACTING	REPAIRS TO BBCRC FOYER GUTTERS AND FLOODING THROUGH WALLS	10		2,044.15
INV 0000014523	09/2026	RESIDE CONTRACTING	REPAIRS TO BBCRC FOYER GUTTERS AND FLOODING THROUGH WALLS		2,044.15	
EFT25320	07/10/2026	HOMESTEAD HARDWARE	1X PAIR WORK BOOTS FOR EMP 239	10		189.00
INV 16694	01/10/2026	HOMESTEAD HARDWARE	1X PAIR WORK BOOTS FOR EMP 239		189.00	
EFT25321	07/10/2026	BOXWOOD HILL COMBINED SPORTS CLUB	INSTALLATION OF NEW PUMP TO SPORTS CLUB INSURANCE CLAIM PR0052871	10		10,664.85
INV INV-0207	30/09/2026	BOXWOOD HILL COMBINED SPORTS CLUB	INSTALLATION OF NEW PUMP TO SPORTS CLUB INSURANCE CLAIM PR0052871		10,664.85	
EFT25322	07/10/2026	SCHMIDT QUALITY CONSTRUCTIONS	REFURBISHMENT OF NATIVE DOG BEACH VIEWING PLATFORM	10		19,317.26
INV 1112	25/09/2026	SCHMIDT QUALITY CONSTRUCTIONS	REFURBISHMENT OF NATIVE DOG BEACH VIEWING PLATFORM		19,317.26	
EFT25323	07/10/2026	TGS FIELD MECHANICAL	PLT6 - REPACK BEARINGS AND REPAIR BRAKE CALIPERS	10		9,839.14
INV 0000012413	09/2026	TGS FIELD MECHANICAL	PLT2 - REPAIRS TO BRAKES ON SIDE TIPPER AND DOLLY		3,928.74	
INV 0000013030	09/2026	TGS FIELD MECHANICAL	PLT6 - REPACK BEARINGS AND REPAIR BRAKE CALIPERS		5,910.40	
EFT25324	07/10/2026	TELAIR PTY LTD	INTERNET CHARGES FOR SEPTEMBER 2026	10		1,899.22
INV TA23191-	30/09/2026	TELAIR PTY LTD	INTERNET CHARGES FOR SEPTEMBER 2026		1,899.22	
EFT25325	07/10/2026	CAMPBELL OPERATIONS PTY LTD	HIRE OF GRADER AND OPERATOR 29.09.2026 - 30.09.2026	10		4,174.50
INV INV-2142	30/09/2026	CAMPBELL OPERATIONS PTY LTD	HIRE OF GRADER AND OPERATOR 29.09.2026 - 30.09.2026		4,174.50	

Cheque /EFT No	Date	Name	Invoice Description	Bank Code	INV Amount	Amount
EFT25326	07/10/2026	EAGERS AUTOMOTIVE	PURCHASE 1 RANGER 2027.00 XL DOUBLE CAB CHASSIC 2.0L TURBO 10 SPD AUTO 4X4	10		102,865.44
INV AFF1612	01/10/2026	EAGERS AUTOMOTIVE	PURCHASE 1 RANGER 2027.00 XL DOUBLE CAB CHASSIC 2.0L TURBO 10 SPD AUTO 4X4		51,432.72	
INV AFF1607	01/10/2026	EAGERS AUTOMOTIVE	PERCHASE OF 1 X RANGER 2027.00 XL DOUBLE CAB CHASSIS 2.0L TURBO 10 SPD AUTO 4X4 AS QUOTE 39630		51,432.72	
EFT25327	07/10/2026	LANDGATE	LANDGATE ONLINE SHOP PURHCASES FOR SEPTEMBER 2026	10		33.90
INV 1627051	01/10/2026	LANDGATE	LANDGATE ONLINE SHOP PURHCASES FOR SEPTEMBER 2026		33.90	
EFT25328	07/10/2026	BREMER BAY GENERAL STORE	GOOD PURCHASED FOR BREMER BAY OFFICE SEPTEMBER 2026	10		14.15
INV INV-5214	02/10/2026	BREMER BAY GENERAL STORE	GOOD PURCHASED FOR BREMER BAY OFFICE SEPTEMBER 2026		14.15	
EFT25329	07/10/2026	LOCAL GOVERNMENT PROFESSIONALS AUSTRALIA WA (LGPA)	2026 ANNUAL STATE CONFERENCE - EMP 92	10		1,880.00
INV 49892	05/10/2026	LOCAL GOVERNMENT PROFESSIONALS AUSTRALIA WA (LGPA)	2026 ANNUAL STATE CONFERENCE - EMP 92		1,880.00	
EFT25330	07/10/2026	CITY OF ALBANY	RECYCLABLES PROCESSING AND TRANSPORT FEE - AUGUST 2026	10		2,187.59
INV 5504	21/09/2026	CITY OF ALBANY	RECYCLABLES PROCESSING AND TRANSPORT FEE - AUGUST 2026		2,187.59	
EFT25331	07/10/2026	GREAT SOUTHERN FUEL SUPPLIES	4700L DIESEL FUEL	10		24,049.06
INV D2267606	24/09/2026	GREAT SOUTHERN FUEL SUPPLIES	4700L DIESEL FUEL		13,122.59	
INV FUEL CA	30/09/2026	GREAT SOUTHERN FUEL SUPPLIES	FUEL CARDS FOR SEPTEMBER 2026		8,142.82	
INV D2268140	01/10/2026	GREAT SOUTHERN FUEL SUPPLIES	1013L DIESEL FUEL		2,783.65	
EFT25332	08/10/2026	JULIE LEENHOUWERS	RENT FOR 2 RODERICK STREET TO 05/11/2026	10		1,760.00
INV RENT TO	08/10/2026	JULIE LEENHOUWERS	RENT FOR 2 RODERICK STREET TO 05/11/2026		1,760.00	
EFT25333	08/10/2026	CHILD SUPPORT	Payroll deductions	10		206.98

Cheque /EFT No	Date	Name	Invoice Description	Bank Code	INV Amount	Amount
INV DEDUCT	07/10/2026	CHILD SUPPORT	Payroll deductions		206.98	
EFT25334	08/10/2026	ATRATUS PROPERTY	BUILDING SURVEYING AND PROJECT MANAGEMENT FOR SEPTEMBER 2026	10		10,942.80
INV INV-0243	05/10/2026	ATRATUS PROPERTY	BUILDING SURVEYING AND PROJECT MANAGEMENT FOR SEPTEMBER 2026		10,942.80	
EFT25335	08/10/2026	LAURA WISHART	RENT FOR 33 GEORGE STREET TO 05/11/2026	10		1,880.00
INV RENT TO	08/10/2026	LAURA WISHART	RENT FOR 33 GEORGE STREET TO 05/11/2026		1,880.00	
EFT25336	08/10/2026	PHILIP BOULTWOOD	PROVISION OF ENVIRONMENTAL HEALTH SERVICES FOR SEPTEMBER 2026	10		3,069.48
INV SEPT 202	30/09/2026	PHILIP BOULTWOOD	PROVISION OF ENVIRONMENTAL HEALTH SERVICES FOR SEPTEMBER 2026		3,069.48	
EFT25337	08/10/2026	JAMES DANIELS PAINTING AND DECORATING	DEPOSIT - PREPARE AND REPAINT THE COMPLETE INTERNAL OF HOUSE AT 6 DERRICK ST, JERRAMUNGUP	10		6,550.00
INV 6 DERRI	07/10/2026	JAMES DANIELS PAINTING AND DECORATING	DEPOSIT - PREPARE AND REPAINT THE COMPLETE INTERNAL OF HOUSE AT 6 DERRICK ST, JERRAMUNGUP		6,550.00	
EFT25338	14/10/2026	SYNERGY	ELECTRICITY USAGE 25.08.2026 - 24.09.2026 STREET LIGHTS	10		3,978.13
INV 2104072506	06/10/2026	SYNERGY	ELECTRICITY USAGE 25.07.2026 - 05.10.2026 METER; 0200453020		155.74	
INV 5955058706	06/10/2026	SYNERGY	ELECTRICITY USAGE 25.08.2026 - 24.09.2026 STREET LIGHTS		3,822.39	
EFT25339	14/10/2026	AUSTRALIAN COMMUNICATIONS AND MEDIA AUTHORITY (ACMA)	LICENCE RENEWAL 1158988/1	10		48.00
INV 5047382308	08/10/2026	AUSTRALIAN COMMUNICATIONS AND MEDIA AUTHORITY (ACMA)	LICENCE RENEWAL 1158988/1		48.00	
EFT25340	14/10/2026	4 RIVERS PLUMBING AND GAS	INVESTIGATE AND REPLACE THE PUMP IN THE POOL SHED	10		3,822.72
INV 0000850807	07/10/2026	4 RIVERS PLUMBING AND GAS	INVESTIGATE AND REPLACE THE PUMP IN THE POOL SHED		3,822.72	
EFT25341	14/10/2026	LIVINGSTON MEDICAL PTY LTD	MEDICAL SERVICES FOR SEPTEMBER 2026	10		19,638.96
INV INV-1118	20/09/2026	LIVINGSTON MEDICAL PTY LTD	MEDICAL SERVICES FOR SEPTEMBER 2026		19,638.96	

Cheque /EFT No	Date	Name	Invoice Description	Bank Code	INV Amount	Amount
EFT25342	14/10/2026	CLEANAWAY PTY LTD	CONTRACT CLEANING AWEVICES FOR JULY TO SEPTEMBER 2026	10		29,777.40
INV 2193594330/09/2026		CLEANAWAY PTY LTD	CONTRACT CLEANING AWEVICES FOR JULY TO SEPTEMBER 2026		16,674.53	
INV 2193594430/09/2026		CLEANAWAY PTY LTD	RECYCLING SERVICES FOR SEPTEMBER 2026		3,573.25	
INV 2193119630/09/2026		CLEANAWAY PTY LTD	TRANSFER STATIONS FOR SEPTEMBER 2026		8,095.94	
INV 2193594530/09/2026		CLEANAWAY PTY LTD	ADDITIONAL SERVICES FOR SEPTEMBER 2026		1,433.68	
EFT25343	14/10/2026	QHSE INTEGRATED SOLUTIONS (SKYTRUST)	SKYTRUST SUBSCRIPTION FOR OCTOBER 2026	10		273.90
INV INV-470804/10/2026		QHSE INTEGRATED SOLUTIONS (SKYTRUST)	SKYTRUST SUBSCRIPTION FOR OCTOBER 2026		273.90	
EFT25344	14/10/2026	POETT BUILDING CO. PTY LTD	REFUND VERGE BOND BP24-057	10		2,000.00
INV TBP24-0505/10/2026		POETT BUILDING CO. PTY LTD	REFUND VERGE BOND BP24-057	10	2,000.00	
EFT25345	14/10/2026	G & M DETERGENTS AND HYGIENE SERVICES	DOUBLE TOILET ROLL HOLDERS FOR LIONS PARK TOILETS	10		150.66
INV 17236	07/10/2026	G & M DETERGENTS AND HYGIENE SERVICES	DOUBLE TOILET ROLL HOLDERS FOR LIONS PARK TOILETS		150.66	
EFT25346	14/10/2026	OFFICEWORKS	CREDITOR STAMP	10		98.50
INV 6324622601/10/2026		OFFICEWORKS	CREDITOR STAMP		98.50	
EFT25347	14/10/2026	MCLEODS LAWYERS PTY LTD	CORRESPONDENCE AND NOTICE FOR SHORT TERM ACCOMMODATION	10		738.10
INV 154155	30/09/2026	MCLEODS LAWYERS PTY LTD	CORRESPONDENCE AND NOTICE FOR SHORT TERM ACCOMMODATION		738.10	
EFT25348	14/10/2026	LG BEST PRACTICES	RATES SERVICES FOR SEPTEMBER 2026	10		1,584.00
INV 23640	30/09/2026	LG BEST PRACTICES	RATES SERVICES FOR SEPTEMBER 2026		1,584.00	
EFT25349	14/10/2026	HUDSON SEWAGE SERVICES	SERVICE BIOMAX SYSTEM - JULY 2026	10		841.56
INV 148	06/07/2026	HUDSON SEWAGE SERVICES	SERVICE BIOMAX SYSTEM - JULY 2026		420.78	

Cheque /EFT No	Date	Name	Invoice Description	Bank Code	INV Amount	Amount
INV 692	25/09/2026	HUDSON SEWAGE SERVICES	SERVICE BIOMAX SYSTEM - SEPTEMBER 2026		420.78	
EFT25350	14/10/2026	DEPARTMENT OF LOCAL GOVERNMENT, INDUSTRY REGULATION AND SAFETY	BSL FOR SEPTEMBER 2026	10		2,265.38
INV BSL FOR	01/10/2026	DEPARTMENT OF LOCAL GOVERNMENT, INDUSTRY REGULATION AND SAFETY	BSL FOR SEPTEMBER 2026		2,265.38	
EFT25351	14/10/2026	AUSTRALIA POST	POSTAGE FOR SEPTEMBER 2026	10		90.90
INV 1014993503	03/10/2026	AUSTRALIA POST	POSTAGE FOR SEPTEMBER 2026		90.90	
EFT25352	14/10/2026	JERRAMUNGUP SPORTS CLUB INC	POWER CHARGES FOR JERRAMUNGUP ENTERTAINMENT CENTRE 02.06.2026 - 30.07.2026	10		390.52
INV 0000262708	08/10/2026	JERRAMUNGUP SPORTS CLUB INC	POWER CHARGES FOR JERRAMUNGUP ENTERTAINMENT CENTRE 02.06.2026 - 30.07.2026		390.52	
EFT25353	14/10/2026	CONSTRUCTION TRAINING FUND	BCITF FOR BP26-043 & BP26-045	10		2,383.50
INV INV-3934	02/10/2026	CONSTRUCTION TRAINING FUND	BCITF FOR BP26-043 & BP26-045		2,383.50	
EFT25354	14/10/2026	BREMER BAY COMMUNITY RESOURCE CENTRE	Q1 LIBRARY SERVICES AGREEMENT	10		16,236.25
INV 5259	06/10/2026	BREMER BAY COMMUNITY RESOURCE CENTRE	Q1 LIBRARY SERVICES AGREEMENT		13,506.19	
INV 5260	06/10/2026	BREMER BAY COMMUNITY RESOURCE CENTRE	CONTRACT CLEANING SERVICES FOR JULY TO SEPTEMBER 2026		2,730.06	
EFT25355	21/10/2026	ONGERUP TYRES & AUTOMOTIVE	TYRE REPAIR FOR HIRE ROLLER	10		860.00
INV 100496	08/10/2026	ONGERUP TYRES & AUTOMOTIVE	TYRE REPAIR FOR HIRE ROLLER		860.00	
EFT25356	21/10/2026	HEIDELBERG MATERIALS AUSTRALIA PTY LTD	475 TONNES OF 10MM AGGREGATE	10		29,595.32
INV 7669830612	12/10/2026	HEIDELBERG MATERIALS AUSTRALIA PTY LTD	475 TONNES OF 10MM AGGREGATE		29,595.32	
EFT25357	21/10/2026	LGISWA	LGIS PUBLIC LIABILITY 26/27 INSTALMENT 2	10		201,183.02
INV 100-1651	01/10/2026	LGISWA	LGIS PUBLIC LIABILITY 26/27 INSTALMENT 2		201,183.02	
EFT25358	21/10/2026	JERRAMUNGUP ELECTRICAL SERVICE	FRIDGE FOR BB WORKS DEPOT	10		360.80

Cheque /EFT No	Date	Name	Invoice Description	Bank Code	INV Amount	Amount
INV INV-7957	07/10/2026	JERRAMUNGUP ELECTRICAL SERVICE	FRIDGE FOR BB WORKS DEPOT		360.80	
EFT25359	21/10/2026	AFGRI EQUIPMENT AUSTRALIA PTY LTD	JOHN DEERE GRADER JP0011 - 3000 HRS SERVICE	10		7,319.53
INV 3140181	06/10/2026	AFGRI EQUIPMENT AUSTRALIA PTY LTD	JONH DEERE JP0019 - 1500 HRS SERVICE		3,229.15	
INV 3140187	06/10/2026	AFGRI EQUIPMENT AUSTRALIA PTY LTD	JOHN DEERE GRADER JP0011 - 3000 HRS SERVICE		4,090.38	
EFT25360	21/10/2026	INDIJI FLORA	MAF WORKS TREATMENT #37710	10		1,100.00
INV INV-1075	25/09/2026	INDIJI FLORA	MAF WORKS TREATMENT #37710		1,100.00	
EFT25361	21/10/2026	MARTIN TRANSPORT & RECOVERY	3 X DAYS HIRE OF TWO ROADTRAINS TO CART AGGREGATE	10		27,028.49
INV INV-0180	06/10/2026	MARTIN TRANSPORT & RECOVERY	DAY HIRE OF TWO ROADTRAINS TO CART AGGREGATE		5,288.18	
INV INV-0180	06/10/2026	MARTIN TRANSPORT & RECOVERY	3 X DAYS HIRE OF TWO ROADTRAINS TO CART AGGREGATE		21,740.31	
EFT25362	21/10/2026	TEAM GLOBAL EXPRESS PTY LTD	FREIGHT - CORSIGN	10		69.17
INV 0517-S14	11/10/2026	TEAM GLOBAL EXPRESS PTY LTD	FREIGHT - CORSIGN		69.17	
EFT25363	21/10/2026	GREAT SOUTHERN FARM SERVICE	JACUP FIRE TRUCK SERVICE	10		13,128.19
INV INV-1359	06/10/2026	GREAT SOUTHERN FARM SERVICE	NEEDILUP FIRE TRUCK REPAIRS		954.07	
INV INV-1361	06/10/2026	GREAT SOUTHERN FARM SERVICE	JACUP FIRE TRUCK REPAIRS		3,303.81	
INV INV-1358	06/10/2026	GREAT SOUTHERN FARM SERVICE	NEEDILUP FIRE TRUCK SERVICE		4,291.74	
INV INV-1360	06/10/2026	GREAT SOUTHERN FARM SERVICE	JACUP FIRE TRUCK SERVICE		4,578.57	
EFT25364	21/10/2026	HOMESTEAD HARDWARE	RAPID SET CONCRETE	10		775.00
INV 16849	07/10/2026	HOMESTEAD HARDWARE	RAPID SET CONCRETE		775.00	
EFT25365	21/10/2026	TYREPOWER ALBANY	FORD RANGER JP0039 - REPLACE TYRES & WHEEL ALIGNMENT	10		1,512.00
INV 206020	06/10/2026	TYREPOWER ALBANY	FORD RANGER JP0039 - REPLACE TYRES & WHEEL ALIGNMENT		1,512.00	
EFT25366	21/10/2026	FIRE FRONT SOLUTIONS PTY. LTD.	FIRE MAPPER ANNUAL SUBSCRIPTIONS	10		1,958.00

Cheque /EFT No	Date	Name	Invoice Description	Bank Code	INV Amount	Amount
INV 2027148	09/10/2026	FIRE FRONT SOLUTIONS PTY. LTD.	FIRE MAPPER ANNUAL SUBSCRIPTIONS		1,958.00	
EFT25367	21/10/2026	THE RESOURCE GROUP PROMOTIONS PTY LTD TRADING AS RED PEPPER PROMOTIONS	REPLACEMENT BRANDED EVENT EQUIPMENT WITH NEW SHIRE LOGO (GAZEBO, BARRIERS, FLAG BANNERS)	10		3,310.55
INV INV-9958	07/10/2026	THE RESOURCE GROUP PROMOTIONS PTY LTD TRADING AS RED PEPPER PROMOTIONS	REPLACEMENT BRANDED EVENT EQUIPMENT WITH NEW SHIRE LOGO (GAZEBO, BARRIERS, FLAG BANNERS)		3,310.55	
EFT25368	21/10/2026	WESTSCAN PTY LTD	SEWER LID LIFTERS	10		1,727.00
INV INV-3055	06/10/2026	WESTSCAN PTY LTD	SEWER LID LIFTERS		1,727.00	
EFT25369	21/10/2026	SOUTHERN TOOL & FASTENER CO	HELMET, EARMUFFS, FACE SHIELD	10		243.06
INV 1106232509	10/2026	SOUTHERN TOOL & FASTENER CO	HELMET, EARMUFFS, FACE SHIELD		243.06	
EFT25370	21/10/2026	BOC GASES	CONTAINER SERVICES	10		19.48
INV 5006968928	09/2026	BOC GASES	CONTAINER SERVICES		19.48	
EFT25371	21/10/2026	AUSTRALIAN TAXATION OFFICE	BAS FOR SEPTEMBER 2026	10		54,800.00
INV BASSEP2	21/10/2026	AUSTRALIAN TAXATION OFFICE	BAS FOR SEPTEMBER 2026		54,800.00	
EFT25372	21/10/2026	GREAT SOUTHERN FUEL SUPPLIES	2100L DIESEL FUEL	10		5,654.79
INV D2268647	07/10/2026	GREAT SOUTHERN FUEL SUPPLIES	2100L DIESEL FUEL		5,654.79	
EFT25373	22/10/2026	CHILD SUPPORT	Payroll deductions	10		206.98
INV DEDUCT	21/10/2026	CHILD SUPPORT	Payroll deductions		206.98	
EFT25374	23/10/2026	AUSTRALIAN COMMUNICATIONS AND MEDIA AUTHORITY (ACMA)	LICENCE RENEWAL 269506/1	10		61.00
INV 5047397	012/10/2026	AUSTRALIAN COMMUNICATIONS AND MEDIA AUTHORITY (ACMA)	LICENCE RENEWAL 269506/1		61.00	
EFT25375	23/10/2026	LGIS RISK MANAGEMENT	ADJUSTMENT TO INSURANCE PREMIUM FOR 2025-2026 FINANCIAL YEAR - HIRE VEHICLES	10		1,043.26

Cheque /EFT No	Date	Name	Invoice Description	Bank Code	INV Amount	Amount
INV 100-1665	15/10/2026	LGIS RISK MANAGEMENT	ADJUSTMENT TO INSURANCE PREMIUM FOR 2025-2026 FINANCIAL YEAR - HIRE VEHICLES		1,043.26	
EFT25376	23/10/2026	GREAT SOUTHERN TOYOTA	40,000KM SERVICE - JP00	10		390.00
INV JC34056614	14/10/2026	GREAT SOUTHERN TOYOTA	40,000KM SERVICE - JP00		390.00	
EFT25377	23/10/2026	M & K HOBBS EARTHMOVING	MAINTENANCE GRADING RFQ04-24	10		26,815.25
INV INV-0525	20/10/2026	M & K HOBBS EARTHMOVING	MAINTENANCE GRADING RFQ04-24		26,815.25	
EFT25378	23/10/2026	YOUNG BAYONNE	Rates refund for assessment A50285 575 RESERVE RD JACUP 6337	10		8,676.36
INV A50285	15/10/2026	YOUNG BAYONNE	Rates refund for assessment A50285 575 RESERVE RD JACUP 6337		8,676.36	
EFT25379	23/10/2026	CORSIGN WA	STREET SIGNS X 2 - LANCASTER RD	10		123.20
INV 0010826307	07/10/2026	CORSIGN WA	STREET SIGNS X 2 - LANCASTER RD		123.20	
EFT25380	23/10/2026	AFGRI EQUIPMENT AUSTRALIA PTY LTD	EXTENDED WARRANTY EXCESS - GRADER JP0011	10		200.00
INV 3146115	21/10/2026	AFGRI EQUIPMENT AUSTRALIA PTY LTD	EXTENDED WARRANTY EXCESS - GRADER JP0011		200.00	
EFT25381	23/10/2026	BIO DIVERSE SOLUTIONS AUSTRALIA PTY LTD T/AS BIO DIVERSE SOLUTIONS	POINT HENRY COMPLIANCE REVIEW 2026 - PROGRESS INVOICE 1	10		10,428.00
INV BDSA-031	19/10/2026	BIO DIVERSE SOLUTIONS AUSTRALIA PTY LTD T/AS BIO DIVERSE SOLUTIONS	POINT HENRY COMPLIANCE REVIEW 2026 - PROGRESS INVOICE 1		10,428.00	
EFT25382	23/10/2026	LIVINGSTON MEDICAL PTY LTD	MEDICAL SERVICES FOR OCTOBER 2026	10		19,638.96
INV INV-1166	20/10/2026	LIVINGSTON MEDICAL PTY LTD	MEDICAL SERVICES FOR OCTOBER 2026		19,638.96	
EFT25383	23/10/2026	IGA JERRAMUNGUP	GOOD PURCHASED UP TO 14/10/26	10		224.02
INV TO 14 OC	19/10/2026	IGA JERRAMUNGUP	GOOD PURCHASED UP TO 14/10/26		224.02	
EFT25384	23/10/2026	BREMER BAY HARDWARE	ELBOW POLY THREADED	10		22.00
INV 199044421	6/10/2026	BREMER BAY HARDWARE	ELBOW POLY THREADED		22.00	
EFT25386	23/10/2026	OFFICEWORKS	COMPLETED / REVIEWED BY STAMP	10		99.00

Cheque /EFT No	Date	Name	Invoice Description	Bank Code	INV Amount	Amount
INV 6327074815	15/10/2026	OFFICEWORKS	COMPLETED / REVIEWED BY STAMP		99.00	
EFT25387	23/10/2026	LAURA WISHART	WATER USAGE AT 33 GEORGE ST, JERRAMUNGUP	10		27.40
INV WATER 1	14/10/2026	LAURA WISHART	WATER USAGE AT 33 GEORGE ST, JERRAMUNGUP		27.40	
EFT25388	23/10/2026	COMMERCIAL AQUATICS AUSTRALIA	SHIRE OF JERRAMUNGUP ANNUAL POOL SERVICE 2026	10		7,873.80
INV 37782	19/10/2026	COMMERCIAL AQUATICS AUSTRALIA	SHIRE OF JERRAMUNGUP ANNUAL POOL SERVICE 2026		7,873.80	
EFT25389	23/10/2026	HOMESTEAD HARDWARE	45KG GAS BOTTLE DELIVERED TO 12B COLLINS ST, JERRAMUNGUP	10		306.03
INV 17099	15/10/2026	HOMESTEAD HARDWARE	KINC DIAGONAL CUTTING PLIER 175MM		36.95	
INV 17148	16/10/2026	HOMESTEAD HARDWARE	45KG GAS BOTTLE DELIVERED TO 12B COLLINS ST, JERRAMUNGUP		234.00	
INV 17152	16/10/2026	HOMESTEAD HARDWARE	OEX 7 PIN TRAILER PLUG		23.00	
INV 17209	19/10/2026	HOMESTEAD HARDWARE	GARDEN RAKE FOR POOL		12.08	
EFT25390	23/10/2026	JAMES DANIELS PAINTING AND DECORATING	FINAL PAYMENT - PREPARE AND REPAINT THE COMPLETE INTERNAL OF HOUSE AT 6 DERRICK ST, JERRAMUNGUP	10		6,550.00
INV 6 DERRIC	19/10/2026	JAMES DANIELS PAINTING AND DECORATING	FINAL PAYMENT - PREPARE AND REPAINT THE COMPLETE INTERNAL OF HOUSE AT 6 DERRICK ST, JERRAMUNGUP		6,550.00	
EFT25391	23/10/2026	CAMPBELL OPERATIONS PTY LTD	HIRE OF GRADER AND OPERATOR RFQ 02-26	10		39,869.50
INV INV-2178	14/10/2026	CAMPBELL OPERATIONS PTY LTD	HIRE OF GRADER AND OPERATOR RFQ 02-26		39,869.50	
EFT25392	23/10/2026	OZRUSS TRADING CO	3 X TRAILER TYRES 11R/ 22.5 AND FITTING	10		1,794.95
INV 12255	30/09/2026	OZRUSS TRADING CO	LUNCH FOR TRAFFIC MANAGEMENT TRAINING WITH OUTSIDE CREW		531.00	
INV 12261	21/10/2026	OZRUSS TRADING CO	3 X TRAILER TYRES 11R/ 22.5 AND FITTING		1,237.50	
INV 12274	21/10/2026	OZRUSS TRADING CO	15W40 1LOIL, ROLL TAPE		26.45	
EFT25393	23/10/2026	LANDGATE	MINING TENEMENTS - M2026/6	10		72.23

Cheque /EFT No	Date	Name	Invoice Description	Bank Code	INV Amount	Amount
INV 7885490	19/10/2026	LANDGATE	MINING TENEMENTS - M2026/6		38.20	
INV 7886212	20/10/2026	LANDGATE	GRV INTERIM VALUATION - G2026/16		34.03	
EFT25394	23/10/2026	BUNNINGS	GLOVES AND MISC PPE EQUIPMENT	10		110.72
INV 2181/0088	09/10/2026	BUNNINGS	GLOVES AND MISC PPE EQUIPMENT		110.72	
EFT25395	23/10/2026	STAR SALES & SERVICE	SERVICE AND NEW MOWER BLADES	10		877.00
INV 67862	15/10/2026	STAR SALES & SERVICE	SERVICE AND NEW MOWER BLADES		877.00	
EFT25396	23/10/2026	BREMER BAY PRIMARY SCHOOL	BBPS END OF YEAR AWARDS 2026	10		150.00
INV 2026-18	12/10/2026	BREMER BAY PRIMARY SCHOOL	BBPS END OF YEAR AWARDS 2026		150.00	
EFT25397	23/10/2026	T & C SUPPLIES	NUTS, BOLTS, WASHERS	10		21.79
INV 1128188	22/10/2026	T & C SUPPLIES	NUTS, BOLTS, WASHERS		21.79	
EFT25398	23/10/2026	SHIRE OF RAVENSTHORPE	LANDFILL OPERATING COSTS Q1 26/27	10		28,127.51
INV 5857	13/10/2026	SHIRE OF RAVENSTHORPE	LANDFILL OPERATING COSTS Q1 26/27		28,127.51	
EFT25399	23/10/2026	FULTON HOGAN INDUSTRIES PTY LTD	PALLET OF EZ STREET ASPHALT	10		2,090.00
INV 2145162	12/10/2026	FULTON HOGAN INDUSTRIES PTY LTD	PALLET OF EZ STREET ASPHALT		2,090.00	
EFT25400	23/10/2026	JERRAMUNGUP SPORTS CLUB INC	2026/2027 ANNUAL CONTRIBUTION TOWARDS BUILDING AND OPERATIONAL COSTS FOR JERRAMUNGUP SPORTS CLUB	10		11,000.00
INV 0000262	19/10/2026	JERRAMUNGUP SPORTS CLUB INC	2026/2027 ANNUAL CONTRIBUTION TOWARDS BUILDING AND OPERATIONAL COSTS FOR JERRAMUNGUP SPORTS CLUB		11,000.00	
EFT25401	23/10/2026	JERRAMUNGUP DISTRICT HIGH SCHOOL	POOL POWER USAGE 15/07/2026 - 05/10/2026	10		10,552.54
INV 3439	12/10/2026	JERRAMUNGUP DISTRICT HIGH SCHOOL	POOL WATER USAGE 15/07/2026 - 05/10/2026		913.46	
INV 3440	12/10/2026	JERRAMUNGUP DISTRICT HIGH SCHOOL	POOL POWER USAGE 15/07/2026 - 05/10/2026		9,489.08	
INV 3443	13/10/2026	JERRAMUNGUP DISTRICT HIGH SCHOOL	JDHS PRESENTATION NIGHT AWARDS - ENGLISH, PRIMARY CITIZENSHIP X 2		150.00	

Cheque /EFT No	Date	Name	Invoice Description	Bank Code	INV Amount	Amount
EFT25402	23/10/2026	CITY OF ALBANY	RECYCLING PROCESSING AND TRANSPORT FEE - SEPTEMBER 2026	10		2,282.37
INV 5842	15/10/2026	CITY OF ALBANY	RECYCLING PROCESSING AND TRANSPORT FEE - SEPTEMBER 2026		2,282.37	
EFT25403	23/10/2026	GREAT SOUTHERN FUEL SUPPLIES	2500L DIESEL FUEL	10		6,649.26
INV D226922	14/10/2026	GREAT SOUTHERN FUEL SUPPLIES	2500L DIESEL FUEL		6,649.26	
EFT25404	23/10/2026	ALBANY LOCK SERVICE & SUPERIOR SECURITY	REPLACEMENT OF FLYSCREENS AT 4 KOKODA RD, JERRAMUNGUP	10		7,296.20
INV 0004681	14/10/2026	ALBANY LOCK SERVICE & SUPERIOR SECURITY	REPLACEMENT OF FLYSCREENS AT 4 KOKODA RD, JERRAMUNGUP		6,936.20	
INV 0004704	14/10/2026	ALBANY LOCK SERVICE & SUPERIOR SECURITY	SUPPLY AND INSTALL PET DOOR AT 12A COLLINS ST, JERRAMUNGUP		360.00	
EFT25405	23/10/2026	ALBANY SIGNS	SIGNS FOR BREMER WASTE TRANSFER STATION	10		693.00
INV INV-1841	15/10/2026	ALBANY SIGNS	SIGNS FOR BREMER WASTE TRANSFER STATION		693.00	
EFT25406	30/10/2026	SYNERGY	ELECTRICITY USAGE 23.07.2026 - 18.09.2026 METER: 0642057184	10		1,054.56
INV 9068684	13/10/2026	SYNERGY	ELECTRICITY USAGE 23.07.2026 - 18.09.2026 METER: 0642057184		545.19	
INV 9652053	13/10/2026	SYNERGY	ELECTRICITY USAGE 23.07.2026 - 18.09.2026 METER: 0200358489		163.89	
INV 3572377	15/10/2026	SYNERGY	ELECTRICITY USAGE 17.09.2026 - 15.10.2026 METER: 0620065370		124.03	
INV 2941394	21/10/2026	SYNERGY	ELECTRICITY USAGE 15.09.2026 - 19.10.2026 METER: 0413002663		221.45	
EFT25407	30/10/2026	ORIGIN	H23 2X LPG EQUIPMENT FEE	10		98.00
INV INV0887	16/10/2026	ORIGIN	H23 2X LPG EQUIPMENT FEE		98.00	
EFT25408	30/10/2026	WATER CORPORATION	WATER USE AND SERVICE CHARGE 13.08.2026 - 12.10.2026 METER: FK9710134	10		4,844.24
INV 9007794	14/10/2026	WATER CORPORATION	WATER USAGE AND SERVICE CHARGES 12.08.2026 - 12.10.2026 METER: BK0630735		381.47	

Cheque /EFT No	Date	Name	Invoice Description	Bank Code	INV Amount	Amount
INV 9013976	14/10/2026	WATER CORPORATION	WATER USAGE AND SERVICE CHARGES 12.08.2026 - 12.10.2026 METER: BC0420962; CK0500489		182.38	
INV 9016615	14/10/2026	WATER CORPORATION	WATER USAGE AND SERVICE CHARGES 13.08.2026 - 12.10.2026 METER: BC1974792		315.91	
INV 9016615	14/10/2026	WATER CORPORATION	WATER USAGE AND SERVICE CHARGES 13.08.2026 - 12.10.2026 METER: BC1401637		334.88	
INV 9017715	14/10/2026	WATER CORPORATION	WATER USAGE AND SERVICE CHARGES 13.08.2026 - 12.10.2026 METER: BC01004551		160.94	
INV 9020378	14/10/2026	WATER CORPORATION	WATER USAGE AND SERVICE CHARGES 13.08.2026 - 12.10.2026 METER: BC1537898		97.25	
INV 9007791	15/10/2026	WATER CORPORATION	WATER USAGE AND SERVICE CHARGES 14.10.2026 - 14.10.2026 METER: BC1989823		95.25	
INV 9007792	15/10/2026	WATER CORPORATION	WATER USAGE AND SERVICE CHARGES 14.10.2026 - 14.10.2026 METER: BC0631796		101.57	
INV 9007792	15/10/2026	WATER CORPORATION	WATER USAGE AND SERVICE CHARGES 14.10.2026 - 14.10.2026 METER: BK0527270		80.49	
INV 9007792	115/10/2026	WATER CORPORATION	WATER USAGE AND SERVICE CHARGES 14.10.2026 - 14.10.2026 METER: BC1974725		30.95	
INV 9007792	115/10/2026	WATER CORPORATION	WATER USAGE AND SERVICE CHARGES 14.10.2026 - 14.10.2026 METER: BC0821414		114.52	
INV 9007792	315/10/2026	WATER CORPORATION	WATER USAGE AND SERVICE CHARGES 14.10.2026 - 14.10.2026 METER: BC1614555		6.11	
INV 9007792	315/10/2026	WATER CORPORATION	WATER USAGE AND SERVICE CHARGES 14.10.2026 - 14.10.2026 METER: BC0609248; BK2008939		15.48	

Cheque /EFT No	Date	Name	Invoice Description	Bank Code	INV Amount	Amount
INV 9007792	15/10/2026	WATER CORPORATION	WATER USAGE AND SERVICE CHARGES 14.10.2026 - 14.10.2026 METER: CK2100163		191.89	
INV 9007792	15/10/2026	WATER CORPORATION	WATER SERVICE CHARGE 1.9.26 - 31.10.26		50.98	
INV 9007792	15/10/2026	WATER CORPORATION	WATER SERVICE CHARGE 1.9.26 - 31.10.26		50.98	
INV 9007791	15/10/2026	WATER CORPORATION	WATER USAGE AND AND SERVICE CHARGES 14.08.2026 - 14.10.2026 METER: BC0723042		146.00	
INV 9007792	15/10/2026	WATER CORPORATION	WATER SERVICE CHARGE 1.9.26 - 31.10.26		50.98	
INV 9007792	15/10/2026	WATER CORPORATION	WATER USAGE AND SERVICE CHARGES 14.08.2026 - 14.10.2026 METER: BC2159397		69.95	
INV 9007793	15/10/2026	WATER CORPORATION	WATER USAGE AND SERVICE CHARGES 14.08.2026 - 14.10.2026 METER: BK0239613		50.98	
INV 9007793	15/10/2026	WATER CORPORATION	WATER USAGE AND SERVICE CHARGES 14.08.2026 - 14.10.2026 METER: BK0527441		63.63	
INV 9007793	15/10/2026	WATER CORPORATION	WATER USAGE AND SERVICE CHARGES 14.08.2026 - 14.10.2026 METER: BK0527442		65.74	
INV 9007793	15/10/2026	WATER CORPORATION	WATER USAGE AND SERVICE CHARGES 14.08.2026 - 14.10.2026 METER: BK0527401		93.14	
INV 9007793	15/10/2026	WATER CORPORATION	WATER USAGE AND SERVICE CHARGES 14.08.2026 - 14.10.2026 METER: BK0527372		102.14	
INV 9023693	15/10/2026	WATER CORPORATION	WATER USAGE AND SERVICE CHARGES 14.08.2026 - 14.10.2026 METER: BC19124180		78.38	
INV 9023693	15/10/2026	WATER CORPORATION	WATER USAGE AND SERVICE CHARGES 14.08.2026 - 14.10.2026 METER: BC1989828		53.09	
INV 9007791	15/10/2026	WATER CORPORATION	WATER USAGE AND SERVICE CHARGES 14.10.2026 - 14.10.2026 METER: BK2008922		69.95	

Cheque /EFT No	Date	Name	Invoice Description	Bank Code	INV Amount	Amount
INV 9007796419/10/2026		WATER CORPORATION	WATER USE AND SERVICE CHARGE 13.08.2026 - 12.10.2026 METER: FK9710134		1,789.21	
DD20055.1	02/10/2026	AUSTRALIAN SUPER	SUPERANNUATION CONTRIBUTIONS	10		521.00
INV SUPER Q	02/10/2026	AUSTRALIAN SUPER	SUPERANNUATION CONTRIBUTIONS	10	260.50	
INV SUPER Q	02/10/2026	AUSTRALIAN SUPER	SUPERANNUATION CONTRIBUTIONS	10	260.50	
DD20055.2	02/10/2026	ONEANSWER FRONTIER PERSONAL SUPER	SUPERANNUATION CONTRIBUTIONS	10		1,085.00
INV SUPER Q	02/10/2026	ONEANSWER FRONTIER PERSONAL SUPER	SUPERANNUATION CONTRIBUTIONS	10	1,085.00	
DD20055.3	02/10/2026	HOSTPLUS SUPERANNUATION FUND	SUPERANNUATION CONTRIBUTIONS	10		260.50
INV SUPER Q	02/10/2026	HOSTPLUS SUPERANNUATION FUND	SUPERANNUATION CONTRIBUTIONS	10	260.50	
DD20067.1	07/10/2026	AWARE SUPER	Payroll deductions	10		10,245.35
INV SUPER	07/10/2026	AWARE SUPER	Superannuation contributions	10	9,087.28	
INV DEDUCT	07/10/2026	AWARE SUPER	Payroll deductions	10	773.92	
INV DEDUCT	07/10/2026	AWARE SUPER	Payroll deductions	10	155.68	
INV DEDUCT	07/10/2026	AWARE SUPER	Payroll deductions	10	228.47	
DD20067.2	07/10/2026	REST SUPERANNUATION	Superannuation contributions	10		1,152.08
INV SUPER	07/10/2026	REST SUPERANNUATION	Superannuation contributions	10	1,152.08	
DD20067.3	07/10/2026	HUB24 SUPER FUND	Payroll deductions	10		1,154.10
INV SUPER	07/10/2026	HUB24 SUPER FUND	Superannuation contributions	10	873.88	
INV DEDUCT	07/10/2026	HUB24 SUPER FUND	Payroll deductions	10	280.22	
DD20067.4	07/10/2026	CBUS SUPERANNUATION FUND	Superannuation contributions	10		453.91
INV SUPER	07/10/2026	CBUS SUPERANNUATION FUND	Superannuation contributions	10	453.91	
DD20067.5	07/10/2026	COLONIAL FIRST STATE FIRSTCHOICE SUPERANNUATION TRUST	Payroll deductions	10		850.93

Cheque /EFT No	Date	Name	Invoice Description	Bank Code	INV Amount	Amount
INV DEDUCT	07/10/2026	COLONIAL FIRST STATE FIRSTCHOICE SUPERANNUATION TRUST	Payroll deductions	10	137.42	
INV SUPER	07/10/2026	COLONIAL FIRST STATE FIRSTCHOICE SUPERANNUATION TRUST	Superannuation contributions	10	563.51	
INV DEDUCT	07/10/2026	COLONIAL FIRST STATE FIRSTCHOICE SUPERANNUATION TRUST	Payroll deductions	10	150.00	
DD20067.6	07/10/2026	HOSTPLUS SUPERANNUATION FUND	Superannuation contributions	10		707.82
INV DEDUCT	07/10/2026	HOSTPLUS SUPERANNUATION FUND	Payroll deductions	10	283.13	
INV SUPER	07/10/2026	HOSTPLUS SUPERANNUATION FUND	Superannuation contributions	10	424.69	
DD20067.7	07/10/2026	BRIGHTER SUPER	Superannuation contributions	10		140.75
INV DEDUCT	07/10/2026	BRIGHTER SUPER	Payroll deductions	10	40.21	
INV SUPER	07/10/2026	BRIGHTER SUPER	Superannuation contributions	10	100.54	
DD20067.8	07/10/2026	MERCER SUPER TRUST	Superannuation contributions	10		957.96
INV SUPER	07/10/2026	MERCER SUPER TRUST	Superannuation contributions	10	957.96	
DD20067.9	07/10/2026	PRIME SUPER	Superannuation contributions	10		593.24
INV SUPER	07/10/2026	PRIME SUPER	Superannuation contributions	10	593.24	
DD20076.1	14/10/2026	SHIRE OF JERRAMUNGUP	DTMI PDA APP EMP 236 - ADJUSTMENT	10		251.30
INV DTMI PD	13/10/2026	SHIRE OF JERRAMUNGUP	DTMI PDA APP EMP 236 - ADJUSTMENT	10	251.30	
DD20076.2	12/10/2026	SHIRE OF JERRAMUNGUP	PLATE CHANGE 1JCX298 - JP0033	10		38.80
INV PLATE C	12/10/2026	SHIRE OF JERRAMUNGUP	PLATE CHANGE JP0033 - JP0014	10	19.40	
INV PLATE C	12/10/2026	SHIRE OF JERRAMUNGUP	PLATE CHANGE 1JCX298 - JP0033	10	19.40	
DD20076.3	03/10/2026	SHIRE OF JERRAMUNGUP	PLATE CHANGE JP0020 - 1ITN434	10		64.00
INV PLATE C	02/10/2026	SHIRE OF JERRAMUNGUP	PLATE CHANGE JP0014 - 1ITN435	10	32.00	
INV PLATE C	02/10/2026	SHIRE OF JERRAMUNGUP	PLATE CHANGE JP0020 - 1ITN434	10	32.00	

Cheque /EFT No	Date	Name	Invoice Description	Bank Code	INV Amount	Amount
DD20080.1	14/10/2026	WA TREASURY CORPORATION	LOAN NO. 265 INTEREST PAYMENT - GRADER PURCHASE	10		17,732.49
INV 265	14/10/2026	WA TREASURY CORPORATION	LOAN NO. 265 INTEREST PAYMENT - GRADER PURCHASE	10	17,732.49	
DD20085.1	21/10/2026	AWARE SUPER	Payroll deductions	10		10,044.13
INV SUPER	21/10/2026	AWARE SUPER	Superannuation contributions	10	8,882.48	
INV DEDUCT	21/10/2026	AWARE SUPER	Payroll deductions	10	773.92	
INV DEDUCT	21/10/2026	AWARE SUPER	Payroll deductions	10	155.68	
INV DEDUCT	21/10/2026	AWARE SUPER	Payroll deductions	10	232.05	
DD20085.2	21/10/2026	HUB24 SUPER FUND	Payroll deductions	10		1,154.10
INV SUPER	21/10/2026	HUB24 SUPER FUND	Superannuation contributions	10	873.88	
INV DEDUCT	21/10/2026	HUB24 SUPER FUND	Payroll deductions	10	280.22	
DD20085.3	21/10/2026	CBUS SUPERANNUATION FUND	Superannuation contributions	10		456.76
INV SUPER	21/10/2026	CBUS SUPERANNUATION FUND	Superannuation contributions	10	456.76	
DD20085.4	21/10/2026	COLONIAL FIRST STATE FIRSTCHOICE SUPERANNUATION TRUST	Superannuation contributions	10		823.26
INV DEDUCT	21/10/2026	COLONIAL FIRST STATE FIRSTCHOICE SUPERANNUATION TRUST	Payroll deductions	10	133.90	
INV DEDUCT	21/10/2026	COLONIAL FIRST STATE FIRSTCHOICE SUPERANNUATION TRUST	Payroll deductions	10	150.00	
INV SUPER	21/10/2026	COLONIAL FIRST STATE FIRSTCHOICE SUPERANNUATION TRUST	Superannuation contributions	10	539.36	
DD20085.5	21/10/2026	HOSTPLUS SUPERANNUATION FUND	Superannuation contributions	10		707.82
INV DEDUCT	21/10/2026	HOSTPLUS SUPERANNUATION FUND	Payroll deductions	10	283.13	
INV SUPER	21/10/2026	HOSTPLUS SUPERANNUATION FUND	Superannuation contributions	10	424.69	
DD20085.6	21/10/2026	BRIGHTER SUPER	Superannuation contributions	10		163.78
INV DEDUCT	21/10/2026	BRIGHTER SUPER	Payroll deductions	10	46.79	

Cheque /EFT No	Date	Name	Invoice Description	Bank Code	INV Amount	Amount
INV SUPER	21/10/2026	BRIGHTER SUPER	Superannuation contributions	10	116.99	
DD20085.7	21/10/2026	MERCER SUPER TRUST	Superannuation contributions	10		953.51
INV SUPER	21/10/2026	MERCER SUPER TRUST	Superannuation contributions	10	953.51	
DD20085.8	21/10/2026	PRIME SUPER	Superannuation contributions	10		577.42
INV SUPER	21/10/2026	PRIME SUPER	Superannuation contributions	10	577.42	
DD20085.9	21/10/2026	AUSTRALIAN RETIREMENT TRUST	Superannuation contributions	10		333.29
INV SUPER	21/10/2026	AUSTRALIAN RETIREMENT TRUST	Superannuation contributions	10	333.29	
DD20094.1	15/10/2026	TOYOTA FINANCE AUSTRALIA	HIRE OF DOCTOR VEHICLE	10		1,407.44
INV 1779490	15/10/2026	TOYOTA FINANCE AUSTRALIA	HIRE OF DOCTOR VEHICLE	10	1,407.44	
DD20097.1	07/10/2026	FLEETCARE PTY LTD	HIRE OF BRMC VEHICLE	10		1,453.36
INV 882521	07/10/2026	FLEETCARE PTY LTD	HIRE OF BRMC VEHICLE	10	1,453.36	
DD20100.1	29/10/2026	SHIRE OF JERRAMUNGUP	PLATE CHANGE: 1JCX930 - JP0020	10		19.40
INV PLATE C	29/10/2026	SHIRE OF JERRAMUNGUP	PLATE CHANGE: 1JCX930 - JP0020	10	19.40	
DD20100.2	15/10/2026	SHIRE OF JERRAMUNGUP	PLATE CHANGE: JP003 - 1ITN438	10		32.00
INV PLATE C	14/10/2026	SHIRE OF JERRAMUNGUP	PLATE CHANGE: JP003 - 1ITN438	10	32.00	
DD20067.10	07/10/2026	AUSTRALIAN RETIREMENT TRUST	Superannuation contributions	10		341.46
INV SUPER	07/10/2026	AUSTRALIAN RETIREMENT TRUST	Superannuation contributions	10	341.46	
DD20067.11	07/10/2026	AUSTRALIAN SUPER	Superannuation contributions	10		1,193.76
INV SUPER	07/10/2026	AUSTRALIAN SUPER	Superannuation contributions	10	1,193.76	
DD20067.12	07/10/2026	ANZ SMART CHOICE SUPER	Superannuation contributions	10		460.24
INV SUPER	07/10/2026	ANZ SMART CHOICE SUPER	Superannuation contributions	10	460.24	

Cheque /EFT No	Date	Name	Invoice Description	Bank Code	INV Amount	Amount
DD20085.10	21/10/2026	ANZ SMART CHOICE SUPER	Superannuation contributions	10		468.56
INV SUPER	21/10/2026	ANZ SMART CHOICE SUPER	Superannuation contributions	10	468.56	
DD20085.11	21/10/2026	REST SUPERANNUATION	Superannuation contributions	10		1,134.83
INV SUPER	21/10/2026	REST SUPERANNUATION	Superannuation contributions	10	1,134.83	

REPORT TOTALS

Bank Code	Bank Name	TOTAL
10	Commonwealth - Muni	**1,121,465.38**
TOTAL		**1,121,465.38**

Credit Card Payment 28/09/2026 - 28/10/2026

GLA/JOB No.	GL Description	Amount	Date	Comment	Amount
140505	TRAVEL & ACCOMMODATION - ADMIN MUN	$714.00	26/10/2026	Jerramungup Caravan Park - accommodation for Forged Insight 15-19 November 2026	$560.00
			13/10/2026	Gallery Boutique Hotel - accommodation for emp 184 for DFES State Exercise	$154.00
					$714.00
PC34	TOYOTA PRADO - CEO	$329.04	26/10/2026	Shell Katanning - Diesel fuel	$234.04
			19/10/2026	Ozruss Trading - diesel fuel	$95.00
					$329.04
PC31	JP002 - DCEO TOYOTA PRADO	$390.00	26/10/2026	Albany Toyota - 60,000km service	$390.00
					$390.00
1291	EMPLOYEE HEALTH INITIATIVES	$465.50	21/10/2026	Brecken Health Albany - pre-employment medical for new employee	$465.50
					$465.50
100600	EXPENSES RELATING TO TOWN PLANNING & REGIONAL DEVELOPMENT MUN	$14.00	20/10/2026	Dept of Local Government, Industry Regulation and Safety - drainage plumbing diagrams	$14.00
					$14.00
050100	EXPENSES RELATING TO FIRE PREVENTION MUN	$1,299.00	16/10/2026	Fabness - Emergency Checklist Magnets	$1,299.00
					$1,299.00
140500	EXPENSES RELATING TO ADMINISTRATION MUN	$1,835.00	2/10/2026	LG Professionals - Annual State Conference 2026 emp 184	$1,785.00
			2/10/2026	LG Professionals - Wellbeing and Connection Program emp 184	$50.00
					$1,835.00
140200	EXPENSES RELATING TO PUBLIC WORKS OVERHEADS MUN	$171.00	1/10/2026	Wattle Grove Motel - accommodation emp 88 for vehicle changeover, 8-9 September 2026	$171.00
					$171.00

Total $5,217.54

SIGN: _____ DATE:_____ PO: _____

Fuel Card Transactions September 2026

Plant No.	Description	Amount
PC32	Fuel Supplies	$1,735.04
PSP	Fuel Supplies	$42.68
PU23	Fuel Supplies	$869.35
PSE	Fuel Supplies	$198.11
PC33	Fuel Supplies	$728.26
PC34	Fuel Supplies	$951.70
5110	Fuel Supplies	$1,297.29
PU15	Fuel Supplies	$54.68
PBT10	Fuel Supplies	$210.78
PC31	Fuel Supplies	$1,131.06
PSE	Fuel Supplies	$525.86
PU24	Fuel Supplies	$349.27
PSE	Fuel Supplies	$48.74

Total **$8,142.82**

SHIRE OF JERRAMUNGUP

MONTHLY FINANCIAL REPORT

(Containing the required statement of financial activity and statement of financial position)

For the period ended 31 October 2026

LOCAL GOVERNMENT ACT 1995
LOCAL GOVERNMENT (FINANCIAL MANAGEMENT) REGULATIONS 1996

TABLE OF CONTENTS

Statement of Financial Activity		2
Statement of Financial Position		3
Note 1	Basis of Preparation	4
Note 2	Net Current Assets Information	5
Note 3	Explanation of Material Variances	6

SHIRE OF JERRAMUNGUP
STATEMENT OF FINANCIAL ACTIVITY
FOR THE PERIOD ENDED 31 OCTOBER 2026

	Note	Adopted Budget Estimates (a)	YTD Budget Estimates (b)	YTD Actual (c)	Variance* $ (c) - (b)	Variance* % ((c) - (b))/(b)	Var.
		$	$	$	$	%	
OPERATING ACTIVITIES							
Revenue from operating activities							
General rates		4,841,762	4,841,762	**4,833,159**	(8,603)	(0.18%)	
Rates excluding general rates		259,718	259,718	**259,718**	0	0.00%	
Grants, subsidies and contributions	13 &14	2,479,857	471,732	**425,600**	(46,132)	(9.78%)	
Fees and charges		1,313,818	899,732	**926,659**	26,927	2.99%	
Interest revenue		295,664	68,996	**77,535**	8,539	12.38%	
Other revenue		56,600	18,864	**63,701**	44,837	237.69%	▲
Profit on asset disposals	6	43,013	0	**0**	0	0.00%	
		9,290,432	**6,560,804**	**6,586,372**	25,568	0.39%	
Expenditure from operating activities							
Employee costs		(3,495,158)	(1,164,840)	**(1,031,524)**	133,316	11.45%	▲
Materials and contracts		(4,911,513)	(1,278,476)	**(1,245,522)**	32,954	2.58%	
Utility charges		(207,421)	(69,056)	**(56,954)**	12,102	17.52%	▲
Depreciation		(3,350,181)	(1,116,540)	**(1,056,026)**	60,514	5.42%	
Finance costs		(39,413)	(5,856)	**(2,300)**	3,556	60.72%	
Insurance		(282,301)	(282,301)	**(281,842)**	459	0.16%	
Other expenditure		(542,002)	(73,287)	**(63,924)**	9,363	12.78%	
Loss on asset disposals	6	(38,126)	(15,477)	**(27,107)**	(11,630)	(75.14%)	▼
		(12,866,115)	**(4,005,833)**	**(3,765,199)**	240,634	6.01%	
Non cash amounts excluded from operating activities	2(c)	3,361,356	1,132,017	**1,083,133**	(48,884)	(4.32%)	
Amount attributable to operating activities		**(214,327)**	**3,686,988**	**3,904,306**	217,318	5.89%	
INVESTING ACTIVITIES							
Inflows from investing activities							
Proceeds from capital grants, subsidies and contributions	14	3,372,689	0	**0**	0	0.00%	
Proceeds from disposal of assets	6	187,000	68,000	**62,952**	(5,048)	(7.42%)	
		3,559,689	**68,000**	**62,952**	(5,048)	(7.42%)	
Outflows from investing activities							
Payments for property, plant and equipment	5	(1,666,512)	(340,512)	**(410,997)**	(70,485)	(20.70%)	▼
Payments for construction of infrastructure	5	(5,607,725)	(785,749)	**(432,229)**	353,520	44.99%	▲
		(7,274,237)	**(1,126,261)**	**(843,226)**	283,035	25.13%	▲
Amount attributable to investing activities		**(3,714,548)**	**(1,058,261)**	**(780,274)**	277,987	26.27%	▲
FINANCING ACTIVITIES							
Inflows from financing activities							
Proceeds from new borrowings	10	1,550,000	0	**0**	0	0.00%	
Transfer from reserves	4	1,133,959	0	**0**	0	0.00%	
		2,683,959	**0**	**0**	0	0.00%	
Outflows from financing activities							
Payments for principal portion of lease liabilities	11	(17,146)	(11,253)	**(11,253)**	0	0.00%	
Repayment of borrowings	10	(153,639)	(56,384)	**(56,384)**	0	0.00%	
Transfer to reserves	4	(550,844)	(344,960)	**(345,726)**	(766)	(0.22%)	
		(721,629)	**(412,596)**	**(413,363)**	(766)	(0.19%)	
Amount attributable to financing activities		**1,962,330**	**(412,596)**	**(413,363)**	(766)	(0.19%)	
MOVEMENT IN SURPLUS OR DEFICIT							
Surplus or deficit at the start of the financial year	2(a)	1,966,545	1,966,545	**2,144,963**	178,418	9.07%	
Amount attributable to operating activities		(214,327)	3,686,988	**3,904,306**	217,318	5.89%	
Amount attributable to investing activities		(3,714,548)	(1,058,261)	**(780,274)**	277,987	26.27%	▲
Amount attributable to financing activities		1,962,330	(412,596)	**(413,363)**	(766)	(0.19%)	
Surplus or deficit after imposition of general rates		**0**	**4,182,676**	**4,855,632**	672,957	0.16	▲

KEY INFORMATION

▲▼ Indicates a variance between Year to Date (YTD) Budget and YTD Actual data outside the adopted materiality threshold.
▲ Indicates a variance with a positive impact on the financial position.
▼ Indicates a variance with a negative impact on the financial position.
Refer to Note 3 for an explanation of the reasons for the variance.

This statement is to be read in conjunction with the accompanying notes.

SHIRE OF JERRAMUNGUP
STATEMENT OF FINANCIAL POSITION
FOR THE PERIOD ENDED 31 OCTOBER 2026

	Actual 30 June 2026	Actual as at 31 October 2026
	$	$
CURRENT ASSETS		
Cash and cash equivalents	7,845,914	5,328,865
Trade and other receivables	304,306	1,839,008
Other financial assets	0	4,500,000
Inventories	9,300	15,710
TOTAL CURRENT ASSETS	8,159,520	11,683,583
NON-CURRENT ASSETS		
Other financial assets	116,383	116,383
Property, plant and equipment	24,673,291	24,652,734
Infrastructure	178,650,747	178,379,714
Right-of-use assets	16,418	5,150
TOTAL NON-CURRENT ASSETS	203,456,839	203,153,981
TOTAL ASSETS	211,616,359	214,837,564
CURRENT LIABILITIES		
Trade and other payables	935,684	819,784
Other liabilities	164,576	748,144
Lease liabilities	17,146	5,894
Borrowings	153,639	97,255
Employee related provisions	561,876	561,876
TOTAL CURRENT LIABILITIES	1,832,921	2,232,953
NON-CURRENT LIABILITIES		
Borrowings	359,637	359,637
Employee related provisions	37,246	37,246
Other provisions	392,046	392,046
TOTAL NON-CURRENT LIABILITIES	788,929	788,929
TOTAL LIABILITIES	2,621,850	3,021,882
NET ASSETS	**208,994,509**	**211,815,682**
EQUITY		
Retained surplus	65,880,516	68,355,963
Reserve accounts	4,523,204	4,868,930
Revaluation surplus	138,590,789	138,590,789
TOTAL EQUITY	**208,994,509**	**211,815,682**

This statement is to be read in conjunction with the accompanying notes.

1 BASIS OF PREPARATION AND MATERIAL ACCOUNTING POLICIES

BASIS OF PREPARATION

This prescribed financial report has been prepared in accordance with the *Local Government Act 1995* and accompanying regulations.

Local Government Act 1995 requirements
Section 6.4(2) of the Local Government Act 1995 read with the *Local Government (Financial Management) Regulations 1996,* prescribe that the financial report be prepared in accordance with the *Local Government Act 1995* and, to the extent that they are not inconsistent with the Act, the Australian Accounting Standards. The Australian Accounting Standards (as they apply to local governments and not-for-profit entities) and Interpretations of the Australian Accounting Standards Board were applied where no inconsistencies exist.

The *Local Government (Financial Management) Regulations 1996* specify that vested land is a right-of-use asset to be measured at cost, and is considered a zero cost concessionary lease. All right-of-use assets under zero cost concessionary leases are measured at zero cost rather than at fair value, except for vested improvements on concessionary land leases such as roads, buildings or other infrastructure which continue to be reported at fair value, as opposed to the vested land which is measured at zero cost. The measurement of vested improvements at fair value is a departure from AASB 16 which would have required the Shire to measure any vested improvements at zero cost.

Local Government (Financial Management) Regulations 1996, regulation 34 prescribes contents of the financial report. Supplementary information does not form part of the financial report.

Accounting policies which have been adopted in the preparation of this financial report have been consistently applied unless stated otherwise. Except for cash flow and rate setting information, the financial report has been prepared on the accrual basis and is based on historical costs, modified, where applicable, by the measurement at fair value of selected non-current assets, financial assets and liabilities.

PREPARATION TIMING AND REVIEW

Date prepared: All known transactions up to 13 November 2026

THE LOCAL GOVERNMENT REPORTING ENTITY
All funds through which the Shire controls resources to carry on its functions have been included in the financial statements forming part of this financial report.

All monies held in the Trust Fund are excluded from the financial statements.

MATERIAL ACCOUNTING POLICES
Material accounting policies utilised in the preparation of these statements are as described within the 2024-25 Annual Budget. Please refer to the adopted budget document for details of these policies.

Critical accounting estimates and judgements
The preparation of a financial report in conformity with Australian Accounting Standards requires management to make judgements, estimates and assumptions that effect the application of policies and reported amounts of assets and liabilities, income and expenses.

The estimates and associated assumptions are based on historical experience and various other factors believed to be reasonable under the circumstances; the results of which form the basis of making the judgements about carrying values of assets and liabilities that are not readily apparent from other sources. Actual results may differ from these estimates.

As with all estimates, the use of different assumptions could lead to material changes in the amounts reported in the financial report.

The following are estimates and assumptions that have a significant risk of causing a material adjustment to the carrying amounts of assets and liabilities within the next financial year and further information on their nature and impact can be found in the relevant note:

- Fair value measurement of assets carried at reportable value including:
  - Property, plant and equipment
  - Infrastructure
- Impairment losses of non-financial assets
- Expected credit losses on financial assets
- Assets held for sale
- Investment property
- Estimated useful life of intangible assets
- Measurement of employee benefits
- Measurement of provisions
- Estimation uncertainties and judgements made in relation to lease

2 NET CURRENT ASSETS INFORMATION

(a) Net current assets used in the Statement of Financial Activity

	Note	Adopted Budget Opening 1 July 2026	Actual as at 30 June 2026	Actual as at 31 October 2026
Current assets		$	$	$
Cash and cash equivalents	3	7,691,903	7,845,914	5,328,865
Trade and other receivables	7	249,962	304,306	1,839,008
Other financial assets	3	0	0	4,500,000
Inventories	8	9,300	9,300	15,710
		7,951,165	8,159,520	11,683,583
Less: current liabilities				
Trade and other payables	9	(509,056)	(935,684)	(819,784)
Other liabilities	12	(544,755)	(164,576)	(748,144)
Lease liabilities	11	(17,146)	(17,146)	(5,894)
Borrowings	10	(153,639)	(153,639)	(97,255)
Employee related provisions	12	(561,876)	(561,876)	(561,876)
		(1,786,472)	(1,832,921)	(2,232,953)
Net current assets		6,164,693	6,326,599	9,450,630
Less: Total adjustments to net current assets	2(b)	(4,198,148)	(4,181,636)	(4,594,998)
Closing funding surplus / (deficit)		**1,966,545**	**2,144,963**	**4,855,632**

(b) Current assets and liabilities excluded from budgeted deficiency

Adjustments to net current assets				
Less: Reserve accounts	4	(4,523,204)	(4,523,204)	(4,868,930)
Less: Current assets not expected to be received at end of year				
- Current financial assets at amortised cost - self supporting loans				
- Movement in employee benefit provisions		0	0	(10,884)
Add: Current liabilities not expected to be cleared at the end of the year				
- movement in employee benefit provisions		(16,512)	0	0
- Current portion of lease liabilities		17,146	17,146	5,894
- Current portion of borrowings		153,639	153,639	97,255
- Current portion of employee benefit provisions held in reserve		170,783	170,783	181,667
Total adjustments to net current assets	2(a)	**(4,198,148)**	**(4,181,636)**	**(4,594,998)**

(c) Non-cash amounts excluded from operating activities

	Adopted Budget Estimates 30 June 2027	YTD Budget Estimates 31 October 2026	YTD Actual 31 October 2026
	$	$	$
Adjustments to operating activities			
Less: Profit on asset disposals	(43,013)	0	0
Add: Loss on asset disposals	38,126	15,477	27,107
Add: Depreciation	3,350,181	1,116,540	1,056,026
Non-cash movements in non-current assets and liabilities:			
- Employee provisions	16,062	0	0
Total non-cash amounts excluded from operating activities	**3,361,356**	**1,132,017**	**1,083,133**

CURRENT AND NON-CURRENT CLASSIFICATION

In the determination of whether an asset or liability is current or non-current, consideration is given to the time when each asset or liability is expected to be settled. Unless otherwise stated assets or liabilities are classified as current if expected to be settled within the next 12 months, being the local governments' operational cycle.

AASB 101.10(e) **SHIRE OF JERRAMUNGUP**
AASB 101.51 **NOTES TO THE STATEMENT OF FINANCIAL ACTIVITY**
AASB 101.112 **FOR THE PERIOD ENDED 31 OCTOBER 2026**

FM Reg 34 (2)(b)

3 EXPLANATION OF MATERIAL VARIANCES

The material variance thresholds are adopted annually by Council as an indicator of whether the actual expenditure or revenue varies from the year to date actual materially.
The material variance adopted by Council for the 2026-27 year is $10,000 and 10.00% whichever is the greater.

Description	Var. $	Var. %	
	$	%	
Revenue from operating activities			
Other revenue Insurance claims $36k, reimbursement of costs $8k	**44,837**	**237.69%** Permanent	▲
Expenditure from operating activities			
Employee costs	**133,316**	**11.45%** Timing	▲
Utility charges	**12,102**	**17.52%** Timing	▲
Loss on asset disposals	**(11,630)**	**(75.14%)** Timing	▼
Outflows from investing activities			
Payments for property, plant and equipment	**(70,485)**	**(20.70%)** Timing	▼
Payments for construction of infrastructure	**353,520**	**44.99%** Timing	▲
Surplus or deficit after imposition of general rates	**672,957**	**16.09%** Timing	▲

SHIRE OF JERRAMUNGUP

SUPPLEMENTARY INFORMATION

TABLE OF CONTENTS

1	Key Information	2
2	Key Information - Graphical	3
3	Cash and Financial Assets	4
4	Reserve Accounts	5
5	Capital Acquisitions	6
6	Disposal of Assets	8
7	Receivables	9
8	Other Current Assets	10
9	Payables	11
10	Borrowings	12
11	Lease Liabilities	13
12	Other Current Liabilities	14
13	Grants and contributions	15
14	Capital grants and contributions	16
16	variances	18

BASIS OF PREPARATION - SUPPLEMENTARY INFORMATION

Supplementary information is presented for information purposes. The information does not comply with the disclosure requirements of the Australian Accounting Standards.

1 KEY INFORMATION

Funding Surplus or Deficit Components

Funding surplus / (deficit)

	Adopted Budget	YTD Budget (a)	YTD Actual (b)	Var. $ (b)-(a)
Opening	$1.97 M	$1.97 M	$2.14 M	$0.18 M
Closing	$0.00 M	$4.18 M	$4.86 M	$0.67 M

Refer to Statement of Financial Activity

Cash and cash equivalents

	$9.83 M	% of total
Unrestricted Cash	$4.96 M	50.5%
Restricted Cash	$4.87 M	49.5%

Refer to 3 - Cash and Financial Assets

Payables

	$0.82 M	% Outstanding
Trade Payables	$0.31 M	
0 to 30 Days		96.7%
Over 30 Days		3.3%
Over 90 Days		1.5%

Refer to 9 - Payables

Receivables

	$0.36 M	% Collected
Rates Receivable	$1.48 M	71.7%
Trade Receivable	$0.36 M	% Outstanding
Over 30 Days		3.9%
Over 90 Days		3.9%

Refer to 7 - Receivables

Key Operating Activities

Amount attributable to operating activities

Adopted Budget	YTD Budget (a)	YTD Actual (b)	Var. $ (b)-(a)
($0.21 M)	$3.69 M	$3.90 M	$0.22 M

Refer to Statement of Financial Activity

Rates Revenue

YTD Actual	$4.83 M	% Variance
YTD Budget	$4.84 M	(0.2%)

Grants and Contributions

YTD Actual	$0.43 M	% Variance
YTD Budget	$0.47 M	(9.8%)

Refer to 13 - Grants and Contributions

Fees and Charges

YTD Actual	$0.93 M	% Variance
YTD Budget	$0.90 M	3.0%

Refer to Statement of Financial Activity

Key Investing Activities

Amount attributable to investing activities

Adopted Budget	YTD Budget (a)	YTD Actual (b)	Var. $ (b)-(a)
($3.71 M)	($1.06 M)	($0.78 M)	$0.28 M

Refer to Statement of Financial Activity

Proceeds on sale

YTD Actual	$0.06 M	%
Adopted Budget	$0.19 M	(66.3%)

Refer to 6 - Disposal of Assets

Asset Acquisition

YTD Actual	$0.43 M	% Spent
Adopted Budget	$5.61 M	(92.3%)

Refer to 5 - Capital Acquisitions

Capital Grants

YTD Actual	$0.00 M	% Received
Adopted Budget	$3.37 M	(100.0%)

Refer to 5 - Capital Acquisitions

Key Financing Activities

Amount attributable to financing activities

Adopted Budget	YTD Budget (a)	YTD Actual (b)	Var. $ (b)-(a)
$1.96 M	($0.41 M)	($0.41 M)	($0.00 M)

Refer to Statement of Financial Activity

Borrowings

Principal repayments	($0.06 M)
Interest expense	($0.00 M)
Principal due	$0.46 M

Refer to 10 - Borrowings

Reserves

Reserves balance	$4.87 M
Net Movement	$0.35 M

Refer to 4 - Cash Reserves

Lease Liability

Principal repayments	($0.01 M)
Interest expense	($0.00 M)
Principal due	$0.01 M

Refer to Note 11 - Lease Liabilites

This information is to be read in conjunction with the accompanying Financial Statements and notes.

2 KEY INFORMATION - GRAPHICAL

OPERATING ACTIVITIES

OPERATING REVENUE

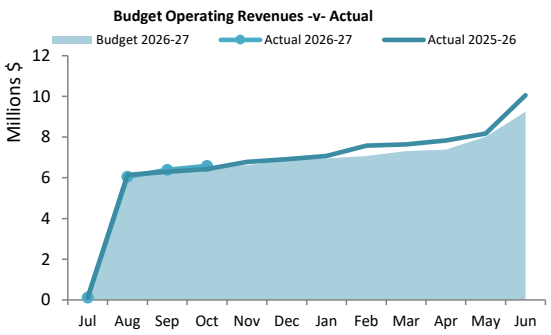

OPERATING EXPENSES

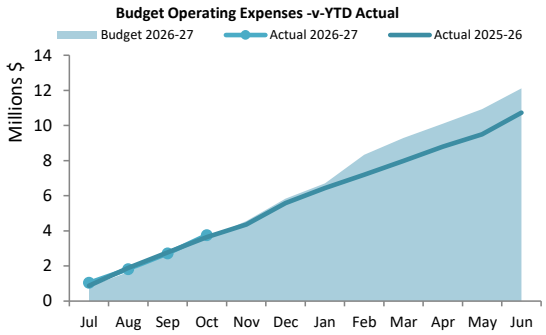

INVESTING ACTIVITIES

CAPITAL REVENUE

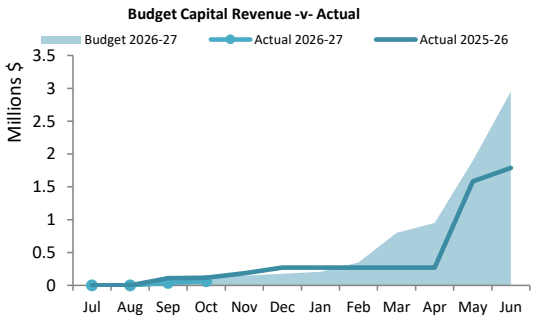

CAPITAL EXPENSES

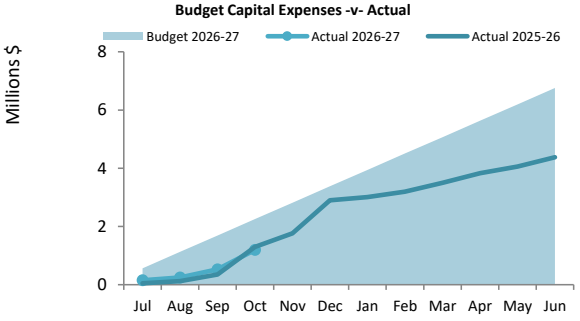

FINANCING ACTIVITIES

BORROWINGS

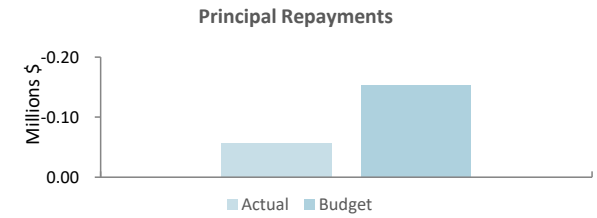

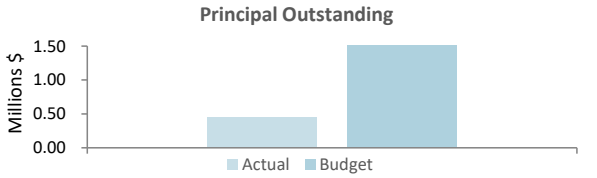

RESERVES

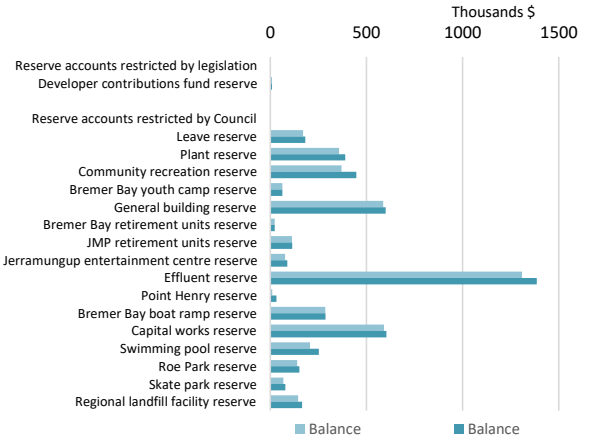

Closing funding surplus / (deficit)

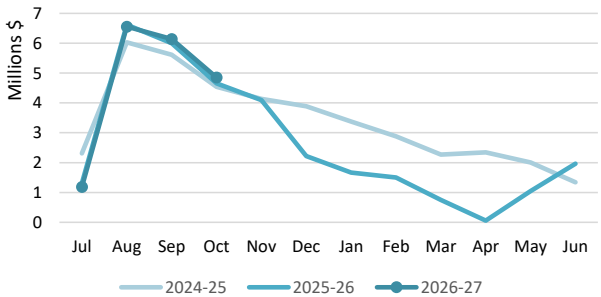

This information is to be read in conjunction with the accompanying Financial Statements and Notes.

3 CASH AND FINANCIAL ASSETS AT AMORTISED COST

Description	Classification	Unrestricted	Reserve Accounts	Total	Trust	Institution	Interest Rate	Maturity Date
		$	$	$	$			
Municipal cash at bank	Cash and cash equivalents	290,373	0	290,373	0	Commonwealth	4.00%	N/A
Cash on hand	Cash and cash equivalents	200	0	200	0	N/A	N/A	N/A
Municipal cash - Saving a/c	Cash and cash equivalents	3,169,363	0	3,169,363	0	Commonwealth	4.25%	N/A
Municipal funds - Term Depsoi	Cash and cash equivalents	500,000	0	500,000	0	Commonwealth	5.10%	Dec-26
Municipal funds - Term Depsoi	Cash and cash equivalents	500,000	0	500,000	0	Commonwealth	5.25%	Jan-27
Reserve Bank account	Cash and cash equivalents	0	368,928	368,928	0	Commonwealth	4.25%	N/A
Reserve Term Deposit	Financial assets at amortisec	0	500,000	500,000	0	Commonwealth	5.30%	Apr-27
Reserve Term Deposit	Cash and cash equivalents	0	500,000	500,000	0	Commonwealth	4.99%	Nov-26
Reserve Term Deposit	Financial assets at amortisec	0	500,000	500,000	0	Commonwealth	5.07%	Jan-27
Reserve Term Deposit	Financial assets at amortisec	0	1,000,000	1,000,000	0	Commonwealth	5.17%	May-27
Reserve Term Deposit	Financial assets at amortisec	0	2,000,000	2,000,000	0	Commonwealth	5.19%	Jun-27
Total		**4,959,937**	**4,868,928**	**9,828,865**	**0**			
Comprising								
Cash and cash equivalents		4,459,937	868,928	5,328,865	0			
Financial assets at amortised cost - Term Deposits		500,000	4,000,000	4,500,000	0			
		4,959,937	**4,868,928**	**9,828,865**	**0**			

KEY INFORMATION

Cash and cash equivalents include cash on hand, cash at bank, deposits available on demand with banks and other short term highly liquid investments with original maturities of three months or less that are readily convertible to known amounts of cash and which are subject to an insignificant risk of changes in value.

Bank overdrafts are reported as short term borrowings in current liabilities in the statement of net current assets.

The local government classifies financial assets at amortised cost if both of the following criteria are met:

- the asset is held within a business model whose objective is to collect the contractual cashflows, and
- the contractual terms give rise to cash flows that are solely payments of principal and interest.

Financial assets at amortised cost held with registered financial institutions are listed in this note other financial assets at amortised cost are provided in Note 8 - Other assets.

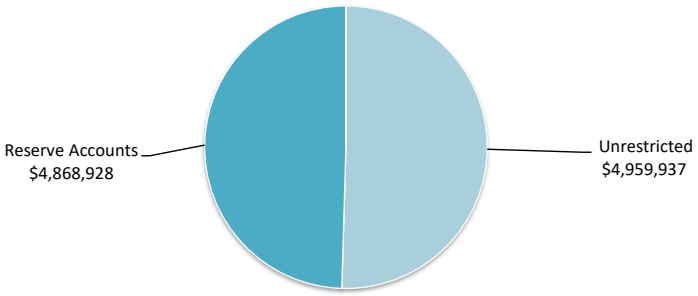

4 RESERVE ACCOUNTS

	Budget					Actual			
Reserve account name	Opening Balance	Interest Transfers In (+)	Other Transfers In (+)	Transfers Out (-)	Closing Balance	Opening Balance	Transfers In (+)	Transfers Out (-)	Closing Balance
	$	$	$	$	$	$	$	$	$
Reserve accounts restricted by legislation									
Developer contributions fund reserve	8,320	283	0	0	8,603	8,320	43	0	8,363
Reserve accounts restricted by Council									
Leave reserve	170,783	6,062	10,000	0	186,845	170,783	10,884	0	181,667
Plant reserve	357,116	12,907	30,000	(232,500)	167,523	357,116	31,847	0	388,963
Community recreation reserve	369,853	14,503	75,606	(123,000)	336,962	369,853	77,520	0	447,373
Bremer Bay youth camp reserve	62,726	2,133	0	(64,859)	0	62,726	325	0	63,051
General building reserve	586,549	21,852	74,859	(200,000)	483,260	586,549	13,035	0	599,584
Bremer Bay retirement units reserve	23,227	790	0	0	24,017	23,227	121	0	23,348
JMP retirement units reserve	113,023	3,843	0	0	116,866	113,023	585	0	113,608
Jerramungup entertainment centre reserve	77,392	2,886	10,000	0	90,278	77,392	10,401	0	87,793
Effluent reserve	1,308,305	46,273	70,247	(51,100)	1,373,725	1,308,305	77,016	0	1,385,321
Point Henry reserve	10,560	912	21,670	(30,000)	3,142	10,560	21,725	0	32,285
Bremer Bay boat ramp reserve	285,411	9,704	0	(100,000)	195,115	285,411	1,476	0	286,887
Capital works reserve	591,086	20,352	10,000	(300,000)	321,438	591,086	13,058	0	604,144
Swimming pool reserve	206,379	8,170	45,233	0	259,782	206,379	46,301	0	252,680
Roe Park reserve	140,136	5,020	10,000	0	155,156	140,136	10,725	0	150,861
Skate park reserve	67,164	2,539	10,000	(32,500)	47,203	67,164	10,348	0	77,512
Regional landfill facility reserve	145,174	5,435	19,565	0	170,174	145,174	20,316	0	165,490
	4,523,204	**163,664**	**387,180**	**(1,133,959)**	**3,940,089**	**4,523,204**	**345,726**	**0**	**4,868,930**

5 CAPITAL ACQUISITIONS

Capital acquisitions	Adopted Budget	YTD Budget	YTD Actual	YTD Variance
	$	$	$	$
Land and Buildings	951,200	31,200	75,418	(26,430)
Plant and equipment	715,312	309,312	335,579	(26,267)
Acquisition of property, plant and equipment	**1,666,512**	**340,512**	**410,997**	**(52,697)**
Infrastructure - Roads	2,434,586	704,249	379,736	324,513
Infrastructure - Other	3,173,139	81,500	52,493	29,007
Acquisition of infrastructure	**5,607,725**	**785,749**	**432,229**	**353,520**
Total of PPE and Infrastructure.	**7,274,237**	**1,126,261**	**843,226**	**(283,035)**
Total capital acquisitions	**7,274,237**	**1,126,261**	**843,226**	**300,823**
Capital Acquisitions Funded By:				
Capital grants and contributions	3,372,689	0	0	0
Borrowings	1,550,000	0	0	0
Other (disposals & C/Fwd)	187,000	68,000	62,952	(5,048)
Reserve accounts				
Plant reserve	232,500	0	0	0
Community recreation reserve	123,000	0	0	0
Bremer Bay youth camp reserve	64,859	0	0	0
General building reserve	200,000	0	0	0
Effluent reserve	51,100	0	0	0
Point Henry reserve	30,000	0	0	0
Bremer Bay boat ramp reserve	100,000	0	0	0
Capital works reserve	300,000	0	0	0
Skate park reserve	32,500	0	0	0
Contribution - operations	1,030,589	1,058,261	780,274	(277,987)
Capital funding total	**7,274,237**	**1,126,261**	**843,226**	**(283,035)**

KEY INFORMATION

Initial recognition

An item of property, plant and equipment or infrastructure that qualifies for recognition as an asset is measured at its cost.

Upon initial recognition, cost is determined as the amount paid (or other consideration given) to acquire the assets, plus costs incidental to the acquisition. The cost of non-current assets constructed by the Shire includes the cost of all materials used in construction, direct labour on the project and an appropriate proportion of variable and fixed overheads. For assets acquired at zero cost or otherwise significantly less than fair value, cost is determined as fair value at the date of acquisition.

Assets for which the fair value as at the date of acquisition is under $5,000 are not recognised as an asset in accordance with *Local Government (Financial Management) Regulation 17A(5).* These assets are expensed immediately.

Where multiple individual low value assets are purchased together as part of a larger asset or collectively forming a larger asset exceeding the threshold, the individual assets are recognised as one asset and capitalised.

Individual assets that are land, buildings and infrastructure acquired between scheduled revaluation dates of the asset class in accordance with the Shire's revaluation policy, are recognised at cost and disclosed as being at reportable value.

Measurement after recognition

Plant and equipment including furniture and equipment and right-of-use assets (other than vested improvements) are measured using the cost model as required under *Local Government (Financial Management) Regulation 17A(2).* Assets held under the cost model are carried at cost less accumulated depreciation and any impairment losses being their reportable value.

Reportable Value

In accordance with *Local Government (Financial Management) Regulation 17A(2),* the carrying amount of non-financial assets that are land and buildings classified as property, plant and equipment, investment properties, infrastructure or vested improvements that the local government controls.

Reportable value is for the purpose of *Local Government (Financial Management) Regulation 17A(4)* is the fair value of the asset at its last valuation date minus (to the extent applicable) the accumulated depreciation and any accumulated impairment losses in respect of the non-financial asset subsequent to its last valuation date.

5 CAPITAL ACQUISITIONS (CONTINUED) - DETAILED

Capital expenditure total
Level of completion indicators

0%
20%
40%
60%
80%
100%
Over 100%

Percentage Year to Date Actual to Annual Budget expenditure where the expenditure over budget highlighted in red.

	Account Description		Adopted Amended Budget	YTD Budget	YTD Actual	Variance (Under)/Over
			$	$	$	$
	Land & Buildings					
	A25	4 Derrick Street - replace flyscreens	7,000	7,000	6,658	342
	A730	6 Derrick Street	18,000	18,000	18,103	-103
	A720	4 Kokoda Road - replace flyscreens	7,000	0	6,936	-6,936
	A244	Unit 3A Collins Street - outdoor patio	5,000	0	0	0
	A31	20 Coral Sea Road - outdoor blinds	10,000	0	0	0
	A823	37 McGlade Close - upgrade water treatment and fire place	6,200	6,200	5,149	1,051
	A68	Kokoda Op shop - repairs to gutters and downpipes	5,000	0	0	0
	A727	Lions Park Toilets - concrete floor in storeroom and path	8,000	0	0	0
	A460	Bremer Bay CRC - repairs	200,000	0	4,923	-4,923
	A671A	Bremer Bay Depot - dog pound	30,000	0	9,131	-9,131
	A610	Jerramungup Depot - internal improvements	5,000	0	0	0
	A983	Bremer Bay Medical Centre	650,000	0	6,730	-6,730
	A383	28 Derrick St - Fence Repairs - Insurance claim	0	0	17,788	-17,788
	Plant & Equipment					
	A986	Manager of Development vehicle	80,000	80,000	0	80,000
	A987	Works Supervisor vehicle	65,000	65,000	72,040	-7,040
	A978	CESM vehicle	108,832	108,832	109,310	-478
	A988	BB Town services vehicle	50,000	0	46,791	-46,791
	A990	Construction vehicle	50,000	0	46,791	-46,791
	A992	Vegetation mulcher attachment	30,000	0	0	0
	A993	Multi Tyre roller	210,000	0	0	0
	A967	Ranger vehicle - suspension lift	5,500	0	5,229	-5,229
	A994	Dr Vehicle	55,480	55,480	55,417	63
	A996	Mulcher head	60,500	0	0	0
	Infrastructure Roads					
	RG16	Meechi Road - MRWA	704,249	704,249	320,595	383,654
	RG14	Cuiss Road - MRWA	482,452	0	37,150	-37,150
	RG13	Swamp Road - MRWA	212,420	0	5,950	-5,950
	RR47	Cameron Road - R2R	201,175	0	0	0
	RR48	Wellstead Road - R2R	120,000	0	0	0
	RR46	Cardininnup Road - R2R	201,175	0	0	0
	RR39	Cowalellup Road - R2R	204,417	0	0	0
	C177	Mount Joy Road	52,523	0	0	0
	C77	Point Henry Road	55,000	0	0	0
	C38	Exchange Road	201,175	0	0	0
	C29	Corackerup Road	0	0	511	-511
	RR15	Monjebup Road	0	0	15,529	-15,529
	Infrastructure Other					
	A856	Bremer Bay park - safety fencing	25,000	32,500	0	32,500
	A856	Bremer Bay park - drink fountain	7,500	32,500	5,500	27,000
	A385I	Native Dog Beach lookout - refurbish decking and railing	17,500	0	17,561	-17,561
	A640	John Cove(Marine Rescue access only) - install gate	8,500	8,500	0	8,500
	A382	Tooreburrup Communications tower - repairs to shed	8,000	8,000	0	8,000
	A60P3	Bremer Bay Sports oval - installation of tank, pump and piping	159,193	0	0	0
	A543	BB Waste Transfer Station - 2 sea containers	13,200	0	13,675	-13,675
	A995	Jerramungup Depot - material mulch bay	44,500	0	0	0
	A969	Bird Hide construction	350,000	0	15,757	-15,757
	A458A	BB Airfield cross runway	2,445,246	0	0	0
	P327	Bennett Street - George Street Footpath	76,500	0	0	0
	P328	Bennett Street - Robert Street Footpath	18,000	0	0	0
			7,274,237	**1,126,261**	**843,226**	**283,035**

6 DISPOSAL OF ASSETS

Asset Ref.	Asset description	Budget Profit	Budget (Loss)	Net Book Value	YTD Actual Proceeds	YTD Actual Profit	YTD Actual (Loss)
		$	$	$	$	$	$
	Plant and equipment						
	Manager of Development vehicle	0	(15,478)	0	0	0	0
A963	Works Supervisor vehicle	0	(11,510)	52,666	37,273	0	(15,393)
	BB Town Services Triton ute	0	(3,057)	0	0	0	0
	Construction Triton ute	7,499	0	0	0	0	0
	Isuzu Tipper	0	0	0	0	0	0
	Dual Drum Vibe Roller	20,514	0	0	0	0	0
	Water Tank trailer	15,000	0	0	0	0	0
A941	Ford Ranger ute	0	(8,081)	37,393	25,679	0	(11,714)
		43,013	**(38,126)**	**90,059**	**62,952**	**0**	**(27,107)**

7 RECEIVABLES

Rates, Pt Henry levy and Sewerage charges receivable	30 Jun 2026	31 Oct 2026
	$	$
Opening arrears previous year	65,551	82,035
Levied this year	4,905,447	5,139,981
Less - collections to date	(4,888,963)	(3,742,762)
Net rates collectable	**82,035**	**1,479,254**
% Collected	98.3%	71.7%

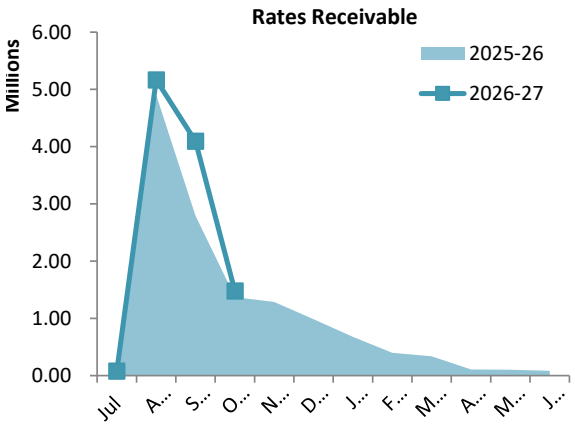

Receivables - general	Credit	Current	30 Days	60 Days	90+ Days	Total
	$	$	$	$	$	$
Receivables - general	(2,474)	35,065	0	0	1,339	33,929
Percentage	(7.3%)	103.3%	0.0%	0.0%	3.9%	
Balance per trial balance						
Trade receivables						33,929
Waste collection fees						66,129
ESL						33,728
Prepayments						75,627
Contract assets - grant						49,595
Long service leave						15,963
GST						84,783
Total receivables general outstanding						**359,754**

Amounts shown above include GST (where applicable)

KEY INFORMATION

Trade and other receivables include amounts due from ratepayers for unpaid rates and service charges and other amounts due from third parties for goods sold and services performed in the ordinary course of business.

Trade receivables are recognised at original invoice amount less any allowances for uncollectable amounts (i.e. impairment). The carrying amount of net trade receivables is equivalent to fair value as it is due for settlement within 30 days.

Classification and subsequent measurement

Receivables which are generally due for settlement within 30 days except rates receivables which are expected to be collected within 12 months are classified as current assets. All other receivables such as, deferred pensioner rates receivable after the end of the reporting period are classified as non-current assets.

Trade and other receivables are held with the objective to collect the contractual cashflows and therefore the Shire measures them subsequently at amortised cost using the effective interest rate method.

8 OTHER CURRENT ASSETS

Other current assets	Opening Balance 1 July 2026	Asset Increase	Asset Reduction	Closing Balance 31 October 2026
	$	$	$	$
Financial assets at amortised cost	0	4,500,000	0	4,500,000
Inventory				
Fuel, oils and materials on hand	9,300	91,324	(84,914)	15,710
Total other current assets	**9,300**	**4,591,324**	**(84,914)**	**4,515,710**

Amounts shown above include GST (where applicable)

KEY INFORMATION

Inventory
Inventories are measured at the lower of cost and net realisable value.
Net realisable value is the estimated selling price in the ordinary course of business less the estimated costs of completion and the estimated costs necessary to make the sale.

9 PAYABLES

Payables - general	Credit	Current	30 Days	60 Days	90+ Days	Total
	$	$	$	$	$	$
Payables - general	0	302,185	3,396	2,113	4,733	312,427
Percentage	0.0%	96.7%	1.1%	0.7%	1.5%	
Balance per trial balance						
Sundry creditors						312,428
Payroll creditors						48,498
Dept of Transport						5,233
Bonds current liability						45,248
GST payable						12,358
Refund Liabililty						268,824
FESA ESL liability						98,228
Excess rates						25,294
BCITF						250
Builders Registration Levy						3,423
Total payables general outstanding						**819,784**

Amounts shown above include GST (where applicable)

KEY INFORMATION

Trade and other payables represent liabilities for goods and services provided to the Shire prior to the end of the period that are unpaid and arise when the Shire becomes obliged to make future payments in respect of the purchase of these goods and services. The amounts are unsecured, are recognised as a current liability and are normally paid within 30 days of recognition.
The carrying amounts of trade and other payables are considered to be the same as their fair values, due to their short-term nature.

10 BORROWINGS

Repayments - borrowings

Information on borrowings			New Loans		Principal Repayments		Principal Outstanding		Interest Repayments	
Particulars	**Loan No.**	**1 July 2026**	**Actual**	**Budget**	**Actual**	**Budget**	**Actual**	**Budget**	**Actual**	**Budget**
		$	$	$	$	$	$	$	$	$
Housing										
Staff housing/Seniors	264	209,908	0	0	(25,490)	(51,191)	184,418	158,717	(411)	(3,253)
Transport										
Grader	265	263,262	0	0	(30,893)	(62,342)	232,369	200,920	(2,553)	(8,588)
Bremer Bay Airstrip Upgrade project	266	0	0	900,000	0	0	0	900,000	0	0
Other Properties & Services										
Bremer Bay Townsite	263	40,106	0	0	0	(40,106)	40,106	0	175	(947)
Bremer Bay Medical Centre	267	0	0	650,000	0	0	0	650,000	0	0
		513,276	0	1,550,000	(56,384)	(153,639)	456,892	1,909,637	(2,790)	(12,788)
Total		**513,276**	**0**	**1,550,000**	**(56,384)**	**(153,639)**	**456,892**	**1,909,637**	**(2,790)**	**(12,788)**
Current borrowings		153,639					97,255			
Non-current borrowings		359,637					359,637			
		513,276					**456,892**			

All debenture repayments were financed by general purpose revenue.

New borrowings 2026-27

Particulars	Amount Borrowed Actual	Amount Borrowed Budget	Institution	Loan Type	Term Years	Total Interest & Charges	Interest Rate	Amount (Used) Actual	Amount (Used) Budget	Balance Unspent
	$	$				$	%	$	$	$
Bremer Bay airstrip upgrade project	0	900,000	WATC	Fixed	20	TBA	TBA	0	(900,000)	0
Bremer Bay Medical Centre	0	650,000	WATC	Fixed	10	TBA	TBA	0	(650,000)	0
	0	**1,550,000**				**0**		**0**	**(1,550,000)**	**0**

KEY INFORMATION
The Shire has elected to recognise borrowing costs as an expense when incurred regardless of how the borrowings are applied.

Fair values of borrowings are not materially different to their carrying amounts, since the interest payable on those borrowings is either close to current market rates or the borrowings are of a short term nature.

11 LEASE LIABILITIES

Movement in carrying amounts

Information on leases		New Leases		Principal Repayments		Principal Outstanding		Interest Repayments	
Particulars	**1 July 2026**	**Actual**	**Budget**	**Actual**	**Budget**	**Actual**	**Budget**	**Actual**	**Budget**
	$	**$**	**$**	**$**	**$**	**$**	**$**	**$**	**$**
Photocopier - Kornica Bizz	2,957	0	0	(999)	(2,957)	1,958	0	(28)	(39)
Dr Prado	5,070	0	0	(5,070)	(5,070)	0	0	(48)	(48)
BRMC - Ute	9,119	0	0	(5,183)	(9,119)	3,936	0	(102)	(130)
Total	**17,146**	**0**	**0**	**(11,253)**	**(17,146)**	**5,894**	**0**	**(178)**	**(217)**
Current lease liabilities	17,146					5,894			
	17,146					**5,894**			

All lease repayments were financed by general purpose revenue.

KEY INFORMATION

At inception of a contract, the Shire assesses if the contract contains or is a lease. A contract is or contains a lease, if the contract conveys the right to control the use of an identified asset for a period of time in exchange for consideration. At the commencement date, a right of use asset is recognised at cost and lease liability at the present value of the lease payments that are not paid at that date. The lease payments are discounted using that date. The lease payments are discounted using the interest rate implicit in the lease, if that rate can be readily determined. If that rate cannot be readily determined, the Shire uses its incremental borrowing rate.

All contracts classified as short-term leases (i.e. a lease with a remaining term of 12 months or less) and leases of low value assets are recognised as an operating expense on a straight-line basis over the term of the lease.

12 OTHER CURRENT LIABILITIES

Other current liabilities	Note	Opening Balance 1 July 2026	Liability transferred from/(to) non current	Liability Increase	Liability Reduction	Closing Balance 31 October 2026
		$	$	$	$	$
Other liabilities						
Contract liabilities		164,576	0	161,043	0	325,619
Capital grant/contributions liabilities		0	0	422,525	0	422,525
Total other liabilities		164,576	0	583,568	0	748,144
Employee Related Provisions						
Provision for annual leave		310,826	0	0	0	310,826
Provision for long service leave		251,050	0	0	0	251,050
Total Provisions		561,876	0	0	0	561,876
Total other current liabilities		**726,452**	**0**	**583,568**	**0**	**1,310,020**

Amounts shown above include GST (where applicable)

A breakdown of contract liabilities and associated movements is provided on the following pages at Note 13 and 14

KEY INFORMATION

Provisions

Provisions are recognised when the Shire has a present legal or constructive obligation, as a result of past events, for which it is probable that an outflow of economic benefits will result and that outflow can be reliably measured.
Provisions are measured using the best estimate of the amounts required to settle the obligation at the end of the reporting period.

Employee Related Provisions

Short-term employee benefits

Provision is made for the Shire's obligations for short-term employee benefits. Short-term employee benefits are benefits (other than termination benefits) that are expected to be settled wholly before 12 months after the end of the annual reporting period in which the employees render the related service, including wages, salaries and sick leave. Short-term employee benefits are measured at the (undiscounted) amounts expected to be paid when the obligation is settled.
The Shire's obligations for short-term employee benefits such as wages, salaries and sick leave are recognised as a part of current trade and other payables in the calculation of net current assets.

Other long-term employee benefits

The Shire's obligations for employees' annual leave and long service leave entitlements are recognised as employee related provisions in the statement of financial position.

Long-term employee benefits are measured at the present value of the expected future payments to be made to employees. Expected future payments incorporate anticipated future wage and salary levels, durations of service and employee departures and are discounted at rates determined by reference to market yields at the end of the reporting period on government bonds that have maturity dates that approximate the terms of the obligations. Any remeasurements for changes in assumptions of obligations for other long-term employee benefits are recognised in profit or loss in the periods in which the changes occur. The Shire's obligations for long-term employee benefits are presented as non-current provisions in its statement of financial position, except where the Shire does not have an unconditional right to defer settlement for at least 12 months after the end of the reporting period, in which case the obligations are presented as current provisions.

Contract liabilities

An entity's obligation to transfer goods or services to a customer for which the entity has received consideration (or the amount is due) from the customer.

Capital grant/contribution liabilities

Grants to acquire or construct recognisable non-financial assets to identified specifications be constructed to be controlled by the Shire are recognised as a liability until such time as the Shire satisfies its obligations under the agreement.

13 GRANTS, SUBSIDIES AND CONTRIBUTIONS

Provider	Unspent grant, subsidies and contributions liability					Grants, subsidies and contributions revenue					
	Liability 1 July 2026	Increase in Liability	Decrease in Liability (As revenue)	Liability 31 Oct 2026	Current Liability 31 Oct 2026	Adopted Budget Revenue	YTD Budget	Annual Budget	Budget Variations	Expected	YTD Revenue Actual
	$	$	$	$	$	$	$	$	$	$	$
Grants and subsidies											
General Purpose Funding											
Grants Commission Grant - General	0	0	0	0	0	241,814	60,453	241,814	0	241,814	53,148
Grants Commission Grant - Roads	0	0	0	0	0	208,507	52,126	208,507	0	208,507	32,245
Governance											
Grant	0	0	0	0	0	10,000	0	10,000	0	10,000	0
Law, Order & Public Services											
MAF	164,576	0	0	164,576	164,576	500,000	0	500,000	0	500,000	0
Grant	0	0	0	0	0	150,609	0	150,609	0	150,609	0
CESM funding - DFES	0	0	0	0	0	68,309	34,155	68,309	0	68,309	18,218
BRMC funding - DFES, Shire of Gnowangerup	0	51,043	0	51,043	51,043	99,769	12,500	49,769	0	49,769	13,039
LGGS operating grant	0	0	0	0	0	110,700	55,350	110,700	0	110,700	59,350
ESL admin fee	0	0	0	0	0	4,000	1,332	4,000	0	4,000	0
WA Planning Commission - Coastal Manangement Plan	0	100,000	0	100,000	100,000	200,000	0	200,000	0	200,000	0
Dept of Water & Environmental Regulation - Water Audit	0	10,000	0	10,000	10,000	0	0	0	60,000	0	0
Transport											
Disaster recovery funding	0	0	0	0	0	550,000	0	550,000	0	550,000	0
MRWA Direct	0	0	0	0	0	248,160	248,160	248,160	0	248,160	248,160
	164,576	**161,043**	**0**	**325,619**	**325,619**	**2,391,868**	**464,076**	**2,341,868**	**60,000**	**2,341,868**	**424,159**
Contributions											
Law, Order & Public Services											
Reimbursements for DFES shed utitilities	0	0	0	0	0	989	328	989	0	989	865
Recreation & Culture											
Kidsport	0	0	0	0	0	2,000	664	2,000	0	2,000	0
Swimming pool contribution - Dept Education	0	0	0	0	0	20,000	5,000	20,000	0	20,000	0
Street lighting subsidy	0	0	0	0	0	0	0	0	0	0	576
Other Property & Services											
Reimbursement of admin costs	0	0	0	0	0	5,000	1,664	5,000	0	5,000	0
	0	**0**	**0**	**0**	**0**	**27,989**	**7,656**	**27,989**	**0**	**27,989**	**1,441**
TOTALS	**164,576**	**161,043**	**0**	**325,619**	**325,619**	**2,419,857**	**471,732**	**2,369,857**	**60,000**	**2,369,857**	**425,600**

14 CAPITAL GRANTS, SUBSIDIES AND CONTRIBUTIONS

	Capital grant/contribution liabilities					Capital grants, subsidies and contributions revenue		
Provider	Liability 1 July 2026	Increase in Liability	Decrease in Liability (As revenue)	Liability 31 Oct 2026	Current Liability 31 Oct 2026	Adopted Budget Revenue	YTD Budget	YTD Revenue Actual
	$	$	$	$	$	$	$	$
Capital grants and subsidies								
Recreation & Sport								
Bird Hide	0	0	0	0	0	300,000	0	0
Dept of Water - BB Sports oval irrigation	0	50,000	0	50,000	50,000	0	0	0
Dept of Water - Boxwood Hill Dam	0	4,525	0	4,525	4,525	0	0	0
Transport								
MRWA Project	0	368,000	0	368,000	368,000	920,000	0	0
Roads to Recovery	0	0	0	0	0	607,443	0	0
RADS grant	0	0	0	0	0	729,682	0	0
RAU grant	0	0	0	0	0	815,564	0	0
	0	**422,525**	**0**	**422,525**	**422,525**	**3,372,689**	**0**	**0**

15 BUDGET AMENDMENTS

Amendments to original budget since budget adoption. Surplus/(Deficit)

Description	Council Resolution	Classification	Non Cash Adjustment	Increase in Available Cash	Decrease in Available Cash	Amended Budget Running Balance
			$	$	$	$
Budget adoption						0
Decrease capital expenditure - crew cab	OCM261005	Capital expenses		93,000	0	93,000
Purchase mulcher head	OCM261005	Capital expenses		0	(60,500)	32,500
Reduction in disposal proceeds	OCM261005	Capital revenue		0	(25,000)	7,500
Decrease the tranfer from reserve	OCM261005	Capital revenue		0	(7,500)	0
Reduction in profit on asset disposal	OCM261005	Non cash item	9,980	0	0	0
Non-potable Water grant - increase grant income	OCM261006	Operating revenue		60,000	0	60,000
Increase materials and contractors for project	OCM261006	Operating expenses		0	(60,000)	0
Actual to Budget comparison				**153,000**	**(153,000)**	**0**

Jerramungup Shire Fire Control Policy
Policy Number: FCP07

Camping and Cooking Fires Policy

Objective

The objective of this policy is to minimise the risk of bushfire associated with camping and cooking fires by establishing the circumstances in which written approval may be granted and the conditions that must be met for the safe construction, location and use of approved fire pits within the Shire of Jerramungup.

Policy

Pursuant to Section 25(1a) of the *Bush Fires Act 1954*, the Shire of Jerramungup hereby prohibits the lighting of fires in the open air in its district for the purpose of camping or cooking fires during gazetted Prohibited and Restricted Burning Times without the written approval of the Shire of Jerramungup.

Camping or cooking fires during Prohibited and Restricted Burning Times in the Shire of Jerramungup will only be permitted with the written approval of the Shire of Jerramungup and under the following conditions:

1. **Solid fuel camping or cooking fires**
   i. ***Solid fuel*** camping or cooking fires will only be permitted in a fire pit approved by the Shire of Jerramungup;
   ii. A fire pit will only be considered for approval when they are constructed;
      - of brick and mortar; or
      - from purpose-built steel container; and
      - where all ***flammable*** material within a 5 metre radius from the outer edge of the ***fire pit site*** has been cleared.

2. **Approved fire pit locations**
   i. A fire pit will only be approved at a residential building constructed with the approval of the Shire of Jerramungup and occupied by a registered owner or ***long term tenant;*** or

ii. at the following locations:
- Bremer Bay Beaches Resort & Tourist Park 333 Wellstead Rd, BREMER BAY WA 6338
- Bremer Bay Caravan Park 72 Bremer Bay Rd, BREMER BAY WA 6338
- Jerramungup Caravan Park 1 Moorshead St, JERRAMUNGUP WA 6337
- Tozer's Bush Camp Lot 52 Ocumup Rd, BREMER BAY WA 6338
- Shire of Jerramungup managed camp sites with Shire appointed Camp Host.

ii. Up to three (3) approved fire pit locations may be identified on a property to allow for changes in wind conditions provided each location independently complies with all applicable conditions of use; and

iii. Fire pits **will not** be approved for any property listed on the Shire of Jerramungup Short Term Accommodation Register.

3. Conditions of approval

i. The approval to use a fire pit is cancelled when the forecast fire danger rating for the Fitzgerald Fire Weather District on that day is "high", "extreme" or catastrophic";

ii. Fire pits must be fully extinguished, with water, **by 23:59 if the Fire Danger Rating for the following day is "high", "extreme" or "catastrophic**;

iii. A fully charged garden hose, capable of reaching the fire pit in use and fitted with ***adjustable nozzle,*** or a 400l firefighting unit, is to be available at all times when the fire pit is in use;

iv. At least one owner or ***long term tenant*** of the property must remain in attendance at all times when the when the fire pit is in use;

v. Under Section 46 of the *Bush Fires Act 1954* a Shire of Jerramungup Fire Control Officer can require the immediate extinguishment of a fire within an approved fire pit;

vi. The Shire of Jerramungup may cancel a fire pit approval at any time;

vii. The fire pit may be approved for a period of ~~up to~~ 3 years, after which a new approval must be sought;

viii. A fire pit approval lapses when the applicant is no longer a resident at the property.

For information on camping or cooking fires, including gas or electric barbecues during a Total Fire Ban declared in the Shire of Jerramungup, refer to DFES Total Fire Ban information page.

Failure to adhere to this Policy may result in fines under section 25 of the *Bush Fires Act 1954* being imposed on the offending person/s.

Defined terms within this policy

Adjustable hose nozzle – a hose fitting designed to adjust the spray pattern water as it leaves the hose. The spray pattern ranges from jet flow to a fan spray.
Camp fire – means a fire no greater than 1m^2 in area with a flame height no greater than 1m.
Cooking fire – means a fire no larger than 1m^2 in area with a flame height no greater than 1m.
Fire pit site – the specific location of the fire pit as shown in photos to accompany the original application for fire pit approval.
Long-term tenant – means a person with a fixed term residential property lease with a duration of at least three months. An original fixed term lease that has converted to a periodic lease is considered as complying with the residential requirements of this policy.
Solid fuel – means all forms of timber or BBQ briquettes. It excludes branches with leaves or leaves separately.

Document Control			
Action	Date	Officer	Comments
Adopted	July 2017	Brent Bailey	Adopted by Council at Ordinary Meeting
Review	July 2018	Brent Bailey	Review of document
Adopted	July 2018	Brent Bailey	Adopted by Council at Ordinary Meeting
Review	October 2026	Charmaine Wisewould/ Janna Cheshire	Review of entire document and associated registration form
Adopted		Martin Cuthbert	

Document Review			
Action	Date	Officer	Comments
Review	October 2027	Charmaine Wisewould	Standard review

Fire Pit Registration Form

Please ensure this application is submitted to the Shire of Jerramungup prior to your fire pit being utilised during the Restricted and/or Prohibited Burning Times

Shire of Jerramungup officers may undertake a property inspection to assess this application.

Property Details

Location/Lot No.: _____ House No.: _____

Street: _____ Suburb: _____

Property ID: _____

Applicant's Details: _____

Phone: _____ Email: _____

How is the property occupied?

☐ Owner/occupied ☐ Long Term Rental

Fire Pit Information

What sort of camping and/or cooking fire are you seeking to register at the above property?

☐ Purpose built brick/stone fire place ☐ Enclosed steel fire place

How many individual fire pits for registration are included in this application? _____(max 3)

Has all flammable material within a 5m radius from the outer edge of the fire pit/s been cleared?

☐ Yes ☐ No

☐ If no, please specify _____

What extinguishing means are available at the property?

☐Charged garden hose of sufficient length to reach the fire pit and fitted with an adjustable nozzle.

☐Firefighting unit (min 400l)

☐Other, please specify _____

Photo of fire pit and/or map (suitable scale) showing property boundaries, location of the fire pit/s, location of extinguishing means and distances.

Ensure you define areas of conservation value *(can be attached to this form if needed).*

Applicant's declaration:

By signing this application I agree that I have read and understood the Shire of Jerramungup's Fire Control Policy No 7 as it applies to my property and this application to Register an approved fire pits as defined in Policy No 7.

Conditions of use	Applicant to initial as acknowledgement of specific conditions
The fire pit is not to be used on any day when the fire danger rating for the Fitzgerald Fire Weather District is rated High or above.	
At no time are leaves (inc leaves on branches) or paper and/or cardboard to be burnt in the fire pit.	
The initial ignition will be through the use of commercially available fire lighters.	
The fire pit is to be fully extinguished using water by 23:59 if the Fire Danger Rating for the following day is "High", "Extreme" or "Catastrophic".	
The fire pit is only to be used at the approved site/s.	
An approved means of extinguishment using water must be available at the site at all times while the fire pit is in use.	
At least one owner or tenant of the property must remain in attendance at all times while the fire pit is in use.	
The applicant must register their mobile number with the Shire of Jerramungup's SMS notification service to receive relevant local fire and emergency updates. To register contact the Shire Office on (08) 9835 1022	
I understand a Shire of Jerramungup Fire Control Officer can instruct the immediate extinguishment of any fire at any time.	

I understand that failure to comply with the conditions and requirements of the Shire of Jerramungup Camping and Cooking Fires policy will result in the fire pit registration being immediately void without further notice.

Failure to comply with the conditions of the Shire of Jerramungup Camping and Cooking Fires Policy FCP07 may result in prosecution under the *Bush Fires Act 1954*.

I declare the information supplied to be true and correct.

Full Name: _____

Signature: _____ Date: _____

OFFICE USE ONLY

The above fire pit was inspected and/or sighted by_____on_____

and the registration of the fire pit is: □ Not Approved □ Approved for a _____ year period

Comments:

Approved Shire Employee Signature:_____ **Date:**_____

12.3.1 a) Tracked Changes - Council Policy OP2 - Directional Signage

Jerramungup Shire Council Policy
Policy Number: OP2

Directional Signage

Objective

To establish a consistent approach to the installation of directional signage without detriment to road safety, amenity or the rural landscape.

Introduction

Directional signs have proliferated throughout the Shire of Jerramungup over a number of years. Many intersections, particularly in townsites, have too many signs and as a result all signage has become less effective.

The primary purpose of directional signage is to assist the community to locate services and facilities. Road directional signage is not intended to be a form of advertising for any particular business or facility.

The Shire will maintain and update the information bays at the entry to the townsites as the appropriate place for commercial advertising.

This policy attempts to balance the need to keep signage in the road reserve to a minimum, while still allowing for the necessary directions to be given to the travelling public.

Signage will be determined at the Local Government's ~~Council's~~ discretion in accordance with this Policy.

Policy ~~Measures~~

In considering any application for approval for directional signage, the ~~Council~~ Local Government is to have regard to the criteria below before a decision is made.

Permitted Signs

a) Signage in road reserves will generally be limited to directional signage including street, settlement, tourism and service signs.
b) No private advertising signs may be erected permanently on public land unless with good cause and in specific circumstances as agreed by the ~~Council~~Local Government. Advertising signs and detailed public information should be located either on private property immediately adjacent to the business or service being advertised or with a Shire information bay with the prior approval of ~~Council~~Local Government.
c) No temporary private advertising signs may be erected on public land without the approval of the ~~Council~~Local Government.
d) Stand-alone signs are not generally supported but must be combined with the street name sign.
e) Directional signs are not generally permitted for home occupation, home business or holiday homes.

Discover Diversity

Formatted: Font: Source Sans 3, 11 pt
Formatted: Font: Source Sans 3, 11 pt
Formatted: Footer distance from edge: 2.26 cm
Formatted: Font: 11 pt
Formatted: Font: Source Sans 3, 11 pt
Formatted: Font: 11 pt
Formatted: Font: 11 pt
Formatted: Space After: 12 pt
Formatted: Font: (Default) Source Sans 3, 11 pt, Font color: Custom Color(RGB(18,61,78))
Formatted: Content Heading, Space Before: 0 pt, Line spacing: single, Font Alignment: Auto, Tab stops: 1.27 cm, Left
Formatted: Font: Source Sans 3, 11 pt
Formatted: Font: 11 pt
Formatted: Font: Source Sans 3, 11 pt
Formatted
Formatted: Font: 11 pt
Formatted: Font: Source Sans 3, 11 pt
Formatted
Formatted: Font: 11 pt
Formatted: Font: Source Sans 3, 11 pt
Formatted
Formatted
Formatted: Font: 11 pt
Formatted
Formatted
Formatted: Font: Source Sans 3, 11 pt
Formatted
Formatted: Font: 11 pt
Formatted: Font: Source Sans 3, 11 pt
Formatted
Formatted
Formatted
Formatted: Font: Source Sans 3, 11 pt
Formatted
Formatted: Font: Source Sans 3
Formatted: Font: Source Sans 3
Formatted: Font: Source Sans 3
Formatted: Font: Source Sans 3

f) Directional signs will not generally be issued to individual businesses within the Town Centre, Service Commercial or Industry zones (*due to the location of multiple similar services in those zoned areas where the travelling public could expect to locate them).*

g) All signs within a road reserve are governed by the ~~Council~~Local Government and the ~~Council~~Local Government reserves the right to remove unapproved signs without notice. The ~~Council~~Local Government also reserves the right to modify, relocate or remove signage where necessary with or without notice.

Type, Location and Number of Signs

h) Permitted directional signs within road reserves, are to be fingerboard signs as follows:

(i) Settlement Sign: (White on Green) signs that inform the road users of direction and distance to destinations.

(ii) Service Sign: (White on Blue) signs relating to community or not-for-profit facilities or businesses that are directly related to servicing visitors/tourists and locals.

(iii) Tourism Sign: (White on Brown) signs providing information on businesses, tourist attractions and historic sites.

Examples of Directional Signs are:

SETTLEMENT	SERVICE	TOURISM
White on Green	White on Blue	White on Brown
BREMER BAY 60KM	Community Facilities	National Parks
JERRAMUNGUP	~~Hospital~~Health Centre, Chemist	Historic Buildings, Sites & Towns
BOXWOOD	Police Station	State or Local Tourist/ Scenic drives
TOWN CENTRE	Religious buildings	Scenic ~~Look outs~~Lookouts
	~~Halls, civic centres~~	Commercial Tourist Attractions (e.g. Wineries with cellar door sales, animal farms etc)
	Post Office	
	Sporting & recreational grounds or facilities	
	Tourist Facilities / Business	
	Accommodation (including Caravan Parks & Camping Grounds)	
	Rural Business	
	Visitor Information Centres	

i) Where more than one such directional sign is required for a particular street

Formatted: Font: Source Sans 3, 11 pt, Condensed by 0.05 pt
Formatted: Space Before: 12.95 pt
Formatted: Font: Source Sans 3, 11 pt
Formatted: List Paragraph, Justified, Right: 0.63 cm, Numbered + Level: 1 + Numbering Style: a, b, c, … + Start at: 1 + Alignment: Left + Aligned at: 0.63 cm + Indent at: 1.27 cm
Formatted: Font: Source Sans 3
Formatted: Font: Source Sans 3, 11 pt
Formatted: Font: Source Sans 3, 11 pt, Font color: Background 1
Formatted: Font: Source Sans 3, 11 pt
Formatted: Font: Source Sans 3, 11 pt, Font color: Background 1
Formatted: Font: Source Sans 3, 11 pt
Formatted: Font: Source Sans 3, 11 pt
Formatted: Font: Source Sans 3, 11 pt
Formatted: Font: Source Sans 3, 11 pt
Formatted: Font: Source Sans 3, 11 pt
Formatted: Font: Source Sans 3, 11 pt
Formatted: Font: Source Sans 3, 11 pt
Formatted: Font: Source Sans 3, 11 pt
Formatted: Font: Source Sans 3, 11 pt
Formatted: Font: Source Sans 3, 11 pt
Formatted: Font: Source Sans 3, 11 pt
Formatted: Font: Source Sans 3
Formatted: Font: Source Sans 3, 11 pt
Formatted: List Paragraph, Justified, Right: 0.63 cm, Space Before: 12.25 pt, Numbered + Level: 1 + Numbering Style: a, b, c, … + Start at: 1 + Alignment: Left + Aligned at: 0.63 cm + Indent at: 1.27 cm
Formatted: Font: Source Sans 3
Formatted: Font: Source Sans 3
Formatted: Font: Source Sans 3
Formatted: Font: Source Sans 3

junction, then they shall be incorporated into a sign stack structure which will be erected by the Shire.

In any one sign stack the maximum number of fingerboards is five, not inclusive of the road name sign(s) at the top. If considered safe by the Executive Manager Infrastructure Services, more than five fingerboards may be permitted.

j) Hierarchy of signage in a stack from top to bottom is;

~~a)~~(i) Street name

~~b)~~(ii) Settlement sign

~~c)~~(iii) Service sign (emergency services);

~~d)~~(iv) Service sign (community facilities);

~~e)~~(v) Tourist signage; then

~~f)~~(vi) Service sign (tourist facilities / business)

k) Each individual sign shall be a maximum width of 200mm and a maximum length of 1500mm. All signs in the one stack will be the same length.

l) For any one facility signage is generally permitted at two locations in rural areas and one location in urban areas.

Sign Content

m) Signs must contain a generic description and/or symbols rather than a specific business or trade name.

n) Signs are to clearly indicate the nature of the attraction or service and comply with Australian Standards AS1742 Parts 5 &6, AS1744 and Main Roads WA guidelines with regards to size, colouring, lettering, symbols, fixing and installation.

Applications

o) Applications for all directional signs are required to be lodged with the ~~Council~~Local Government on the appropriate form.

p) Main Roads WA (MRWA) control specific roads within the Shire (South Coast Highway, Jerramungup-Gnowangerup Road and Borden-Bremer Bay Road). All applications for signs on these roads require the approval of both the ~~Council~~Local Government and MRWA.

q) The ~~Council~~Local Government will proceed to have the signs manufactured and installed only after obtaining any comments necessary from referral agencies and approval has been granted on the form.

Implementation

r) Existing directional signs in the Shire will be reviewed and those that do not comply with the standards and definitions of this Policy will be removed and replaced at the relevant business owner's cost by compliant signs.

Formatted: Font: Source Sans 3, 11 pt, Not Expanded by / Condensed by

Formatted: List Paragraph, Justified, Right: 0.63 cm, Space Before: 12.25 pt, Numbered + Level: 1 + Numbering Style: a, b, c, … + Start at: 1 + Alignment: Left + Aligned at: 0.63 cm + Indent at: 1.27 cm, Tab stops: 1.27 cm, Left

Formatted: Font: Source Sans 3

Formatted: Font: Source Sans 3, 11 pt

Formatted: List Paragraph, Justified, Right: 0.63 cm, Space Before: 12.25 pt, Line spacing: Exactly 13.7 pt, Numbered + Level: 1 + Numbering Style: a, b, c, … + Start at: 1 + Alignment: Left + Aligned at: 0.63 cm + Indent at: 1.27 cm, Tab stops: 1.27 cm, Left

Formatted: Font: Source Sans 3, 11 pt, Condensed by 0.05 pt

Formatted: Indent: Left: 0 cm, Space Before: 12.95 pt, Line spacing: Exactly 13.45 pt

Formatted: Font: Source Sans 3, 11 pt

Formatted: List Paragraph, Justified, Right: 0.63 cm, Space Before: 12.25 pt, Numbered + Level: 1 + Numbering Style: a, b, c, … + Start at: 1 + Alignment: Left + Aligned at: 0.63 cm + Indent at: 1.27 cm, Tab stops: 1.27 cm, Left

Formatted: Font: Source Sans 3, 11 pt, Condensed by 0.05 pt

Formatted: Indent: Left: 0 cm, Space Before: 12.95 pt, Line spacing: Exactly 13.45 pt

Formatted: Font: Source Sans 3, 11 pt

Formatted: List Paragraph, Justified, Right: 0.63 cm, Space Before: 12.25 pt, Numbered + Level: 1 + Numbering Style: a, b, c, … + Start at: 1 + Alignment: Left + Aligned at: 0.63 cm + Indent at: 1.27 cm, Tab stops: 1.27 cm, Left

Formatted: Indent: Left: 0 cm, Space Before: 12.95 pt, Line spacing: Exactly 13.45 pt

Formatted: List Paragraph, Justified, Right: 0.63 cm, Space Before: 12.25 pt, Line spacing: Exactly 13.7 pt, Numbered + Level: 1 + Numbering Style: a, b, c, … + Start at: 1 + Alignment: Left + Aligned at: 0.63 cm + Indent at: 1.27 cm, Tab stops: 1.27 cm, Left

Formatted: Font: Source Sans 3

Formatted: Font: Source Sans 3

Formatted: Font: Source Sans 3

Formatted: Font: Source Sans 3

Maintenance

s) Unless otherwise stated, all signs are to be erected and maintained by the Shire at the expense of the applicant. ~~Council~~Local Government will re-affix signs where possible but will not replace stolen or badly damaged signs. Where a sign requires to be replaced, a formal application is required and the relevant fees paid.

t) Local Government reserves the right to remove damaged, badly maintained or dangerous signs without notice.

Fees

u) Applications for all Directional Signs are required to be lodged with the ~~Council~~Local Government on the appropriate form together with the necessary application fee.

v) An annual renewal fee will apply for all Directional fingerboard signs. Where the annual renewal fee has not been paid, the ~~Council~~Local Government will assume the businesses/attractions no longer operate or no longer require the sign(s) and will remove them.

w) The ~~Council~~Local Government will maintain the fingerboard signs for a period of five years by which time a replacement is likely to be required due to deterioration of the signs reflectivity. The replacement will be at the business owners cost for the application fee set in the annual budget at the time.

Street Signs

A ~~S~~standard street sign~~s~~ as determined by the Shire of Jerramungup will be used ~~for~~ within the Shire. ~~of Jerramungup shall be:~~

~~Jerramungup townsite: black on yellow;~~

~~Bremer Bay townsite (including Point Henry): red on white; and~~

~~Rural areas of the Shire (including Boxwood Hill): black on white.~~

Formatted: Font: Source Sans 3, 11 pt

Formatted: Indent: Left: 0 cm, Space Before: 12.95 pt, Line spacing: Exactly 13.45 pt

Formatted: List Paragraph, Justified, Right: 0.63 cm, Space Before: 12.25 pt, Line spacing: Exactly 13.7 pt, Numbered + Level: 1 + Numbering Style: a, b, c, … + Start at: 1 + Alignment: Left + Aligned at: 0.63 cm + Indent at: 1.27 cm, Tab stops: 1.27 cm, Left

Formatted: Font: Source Sans 3, 11 pt, Condensed by 0.05 pt

Formatted: Indent: Left: 0 cm, Space Before: 12.95 pt, Line spacing: Exactly 13.45 pt

Formatted: Font: Source Sans 3, 11 pt

Formatted: List Paragraph, Justified, Space Before: 12.25 pt, Line spacing: Exactly 13.7 pt, Numbered + Level: 1 + Numbering Style: a, b, c, … + Start at: 1 + Alignment: Left + Aligned at: 0.63 cm + Indent at: 1.27 cm, Tab stops: 1.27 cm, Left

Formatted: Font: Source Sans 3, 11 pt, Not Bold

Formatted: Font: 11 pt

Formatted: Font: Source Sans 3, 11 pt

Formatted: Tab stops: 4.31 cm, Left

Formatted: List Paragraph, Justified, Right: 0.63 cm, Space Before: 12.25 pt, Line spacing: Exactly 13.7 pt, Numbered + Level: 1 + Numbering Style: a, b, c, … + Start at: 1 + Alignment: Left + Aligned at: 0.63 cm + Indent at: 1.27 cm, Tab stops: 1.27 cm, Left

Formatted: Font: Source Sans 3

Formatted: Font: Source Sans 3

Formatted: Font: Source Sans 3

Formatted: Font: Source Sans 3

Document Control			
Revision Date	Revision Description	Date approved by Council	General Managers Endorsement
18/12/2013	Adopted	18/12/2013	

Chief Executive Officer
Martin Cuthbert

26/11/2026

Formatted: Font: Source Sans 3

Formatted: Font: Source Sans 3

Formatted: Font: Source Sans 3

Formatted: Font: Source Sans 3, 11 pt

Formatted: Space Before: 12.2 pt, Line spacing: Exactly 13.5 pt

Formatted: Font: Source Sans 3

Formatted: Font: Source Sans 3

Formatted: Font: Source Sans 3

Formatted: Font: Source Sans 3

Jerramungup Shire Council Policy
Policy Number: OP2

Directional Signage

Objective

To establish a consistent approach to the installation of directional signage without detriment to road safety, amenity or the rural landscape.

Introduction

The primary purpose of directional signage is to assist the community to locate services and facilities. Road directional signage is not intended to be a form of advertising for any particular business or facility.

The Shire will maintain and update the information bays at the entry to the townsites as the appropriate place for commercial advertising.

This policy attempts to balance the need to keep signage in the road reserve to a minimum, while still allowing for the necessary directions to be given to the travelling public.

Signage will be determined at the Local Government's discretion in accordance with this Policy.

Policy

In considering any application for approval for directional signage, the Local Government is to have regard to the criteria below before a decision is made.

Permitted Signs

a) Signage in road reserves will generally be limited to directional signage including street, settlement, tourism and service signs.
b) No private advertising signs may be erected permanently on public land unless with good cause and in specific circumstances as agreed by the Local Government. Advertising signs and detailed public information should be located either on private property immediately adjacent to the business or service being advertised or with a Shire information bay with the prior approval of Local Government.
c) No temporary private advertising signs may be erected on public land without the approval of the Local Government.
d) Stand-alone signs are not generally supported but must be combined with the street name sign.
e) Directional signs are not generally permitted for home occupation, home business or holiday homes.
f) Directional signs will not generally be issued to individual businesses within the Town Centre, Service Commercial or Industry zones (*due to the location of multiple similar services in those zoned areas where the travelling public could expect to locate them).*
g) All signs within a road reserve are governed by the Local Government and the Local Government reserves the right to remove unapproved signs without notice. The Local Government also reserves the right to modify, relocate or remove signage where necessary with or without notice.

Type, Location and Number of Signs

h) Permitted directional signs within road reserves, are to be fingerboard signs as follows:

(i) Settlement Sign: (White on Green) signs that inform the road users of direction and distance to destinations.

(ii) Service Sign: (White on Blue) signs relating to community or not-for-profit facilities or businesses that are directly related to servicing visitors/tourists and locals.

(iii) Tourism Sign: (White on Brown) signs providing information on businesses, tourist attractions and historic sites.

Examples of Directional Signs are:

SETTLEMENT	**SERVICE**	**TOURISM**
White on Green	**White on Blue**	**White on Brown**
BREMER BAY 60KM	Community Facilities	National Parks
JERRAMUNGUP	Health Centre, Chemist	Historic Buildings, Sites & Towns
BOXWOOD	Police Station	State or Local Tourist/ Scenic drives
TOWN CENTRE	Religious buildings	Scenic Lookouts
	Halls, civic centres	Commercial Tourist Attractions (e.g. Wineries with cellar door sales, animal farms etc)
	Post Office	
	Sporting & recreational grounds or facilities	
	Tourist Facilities / Business	
	Accommodation (including Caravan Parks & Camping Grounds)	
	Rural Business	
	Visitor Information Centres	

i) Where more than one such directional sign is required for a particular street junction, then they shall be incorporated into a sign stack structure which will be erected by the Shire.

In any one sign stack the maximum number of fingerboards is five, not inclusive of the road name sign(s) at the top. If considered safe by the Manager of Works, more than five fingerboards may be permitted.

j) Hierarchy of signage in a stack from top to bottom is;

(i) Street name

(ii) Settlement sign

(iii) Service sign (emergency services);

(iv) Service sign (community facilities);

(v) Tourist signage; then

(vi) Service sign (tourist facilities / business)

k) Each individual sign shall be a maximum width of 200mm and a maximum length of 1500mm. All signs in the one stack will be the same length.
l) For any one facility signage is generally permitted at two locations in rural areas and one location in urban areas.

Sign Content

m) Signs must contain a generic description and/or symbols rather than a specific business or trade name.
n) Signs are to clearly indicate the nature of the attraction or service and comply with Australian Standards AS1742 Parts 5 &6, AS1744 and Main Roads WA guidelines with regards to size, colouring, lettering, symbols, fixing and installation.

Applications

o) Applications for all directional signs are required to be lodged with the Local Government on the appropriate form.
p) Main Roads WA (MRWA) control specific roads within the Shire (South Coast Highway, Jerramungup-Gnowangerup Road and Borden-Bremer Bay Road). All applications for signs on these roads require the approval of both the Local Government and MRWA.
q) The Local Government will proceed to have the signs manufactured and installed only after obtaining any comments necessary from referral agencies and approval has been granted on the form.

Implementation

r) Existing directional signs in the Shire will be reviewed and those that do not comply with the standards and definitions of this Policy will be removed and replaced at the relevant business owner's cost by compliant signs.

Maintenance

s) Unless otherwise stated, all signs are to be erected and maintained by the Shire at the expense of the applicant. Local Government will re-affix signs where possible but will not replace stolen or badly damaged signs. Where a sign requires to be replaced, a formal application is required and the relevant fees paid.
t) Local Government reserves the right to remove damaged, badly maintained or dangerous signs without notice.

Fees

u) Applications for all Directional Signs are required to be lodged with the Local Government on the appropriate form together with the necessary application fee.
v) An annual renewal fee will apply for all Directional fingerboard signs. Where the annual renewal fee has not been paid, the Local Government will assume the businesses/attractions no longer operate or no longer require the sign(s) and will remove them.
w) The Local Government will maintain the fingerboard signs for a period of five years by which time a replacement is likely to be required due to deterioration of the signs reflectivity. The replacement will be at the business owners cost for the application fee set in the annual budget at the time.

Street Signs

A standard street sign as determined by the Shire of Jerramungup will be used within the Shire.

Document Control			
Revision Date	Revision Description	Date approved by Council	General Managers Endorsement
18/12/2013	Adopted	18/12/2013	

Chief Executive Officer
Martin Cuthbert

_____ 26/11/2026

Shire of Jerramungup
8 Vasey Street, Jerramungup
PO Box 92, Jerramungup WA, 6337
(08) 9835 1022

COUNCILLOR INFORMATION BULLETIN

OCTOBER – NOVEMBER 2026

This page has been left intentionally blank

Table of Contents

Information Bulletin | Thursday 26 November 2026

1.0 DELEGATIONS 4

1.1 EXECUTIVE SERVICES 4

1.2 DEVELOPMENT SERVICES 5

2.0 COUNCIL RESOLUTION STATUS REPORT 8

3.0 CEO MEETINGS OF SIGNIFICANCE – OCTOBER - NOVEMBER 2026 19

1.0 DELEGATIONS

1.1 EXECUTIVE SERVICES

1.1.1 COMMON SEAL

Use of Common Seal under Delegated Authority – 1 September 2026 – 31 December 2026

DATE	DOCUMENT TITLE	PARTIES TO DOCUMENT	FILE NO	DELEGATED OFFICER
10 September 2026	Animals, Environment and Nuisance Local Law 2026	Shire of Jerramungup	LE.LL.3	Cr Nathan Brown, Shire President and Martin Cuthbert, Chief Executive Officer
10 September 2026	Bush Fire Brigades Local Law 2026	Shire of Jerramungup	LE.LL.3	Cr Nathan Brown, Shire President and Martin Cuthbert, Chief Executive Officer
10 September 2026	Parking and Parking Facilities Amendment Local Law 2026	Shire of Jerramungup	LE.LL.3	Cr Nathan Brown, Shire President and Martin Cuthbert, Chief Executive Officer
10 September 2026	Dogs Local Law 2026	Shire of Jerramungup	LE.LL.3	Cr Nathan Brown, Shire President and Martin Cuthbert, Chief Executive Officer
10 September 2026	Dust, Sand and Erosion Local Law 2026	Shire of Jerramungup	LE.LL.3	Cr Nathan Brown, Shire President and Martin Cuthbert, Chief Executive Officer

1.1.2 WAIVER, GRANT CONCESSIONS OR DEBT WRITE OFF

Up to a maximum of $500 or maximum of $20 in respect to rates and service charges

DATE	OFFICER	DESCRIPTION	PERSONS AFFECTED/DEBTOR NO.

1.1.3 CEO DONATIONS

Approve sundry donations to the value of $250. In assessing applications for the sundry donations, the assessor must apply the assessment criteria as outlined within Administration Policy 5: Donations 1 July 2026 – 31 December 2026

DATE	OFFICER	PERSON/ORGANISATION	DESCRIPTION
22 September 2026	Chief Executive Officer	Bremer Bay Progress Association	Support for Welcome to Bremer event.

1.2.1 PLANNING – OCTOBER

Planning application decisions under delegated authority up to 31 October 2026.

LODGED	APPLICATION NO.	OFFICER	OWNER	APPLICANT (If Different from Owner)	DESCRIPTION	ADDRESS	DELEGATED DECISION	DECISION DATE
26/08/2026	P26-048	Richard Hindley	Harland	WA Country Builders	Double Storey Residential Dwelling	8 Melaleuca Crt, Bremer Bay 6338	Approved	01/10/2026
31/08/2026	P26-049	Richard Hindley	Rivenlea Investments Pty Ltd	CBD Architects	Alteration & Addition	42 Bennett St, Bremer Bay 6338	Approved	02/10/2026
18/09/2026	P26-053	Richard Hindley	JDWisewould Pty Ltd		Construction of Storage Shed	19 Truscott St, Jerramungup 6337	Approved	02/10/2026
24/09/2026	P26-055	Richard Hindley	Paul Cross		Conversion of Attached Garage into 3 Bedrooms and Bathroom	90 Native Dog Beach Rd, Bremer Bay 6338	Approved	19/10/2026
30/09/2026	P26-056	Richard Hindley	Josephine Deidre Phillipa Keam		Proposed New Dwelling	43 Templetonia Rd, Bremer Bay 6338	Approved	19/10/2026
07/10/2026	P26-058	Richard Hindley	Harland	Ronald John Harland	Retaining Wall	8 Melaleuca Crt, Bremer Bay 6338	Approved	19/10/2026

1.2.2 BUILDING AND DEMOLITION – OCTOBER

Building application decisions under delegated authority up to 31 October 2026.

LODGED	APPLICATION NO.	OFFICER	OWNER	APPLICANT (If Different from Owner)	DESCRIPTION	ADDRESS	DELEGATED DECISION	DECISION DATE
18/06/2026	BP26-028	Martin Cuthbert	Kim Keast	La Rosa Constructions	Patio Extension	8 Emma St, Bremer Bay 6338	Approved	08/10/2026
20/07/2026	BP26-032	Martin Cuthbert	Paul & Lynley Keley		Patio	14 Buck St, Bremer Bay 6338	Approved	23/10/2026
02/09/2026	BP26-042	Martin Cuthbert	Sarah Hyde & Gregory Hyde	Bremer Bay Steel Work	Standalone Roof Over Caravan (Site 48)	Corner of Lot 130 Borden-Bremer Bay Rd & 72 Cuneo Dr, Bremer Bay 6338	Approved	08/10/2026
16/09/2026	BP26-046	Martin Cuthbert	Chad & Melanie Hicks	WA Country Builders Pty Ltd	Proposed New Single Storey Dwelling, Alfresco, Porch & Garage	3 Murphy Pl, Bremer Bay 6338	Approved	05/10/2026

1.2.3 BUILDING APPROVAL CERTIFICATES AND OCCUPANCY CERTIFICATES

Reg 30 (1) (c) ***Caravan Parks and Camping Grounds Regulations 1997***

LODGED	APPLICATION NO.	OFFICER	OWNER	APPLICANT (If Different from Owner)	DESCRIPTION	ADDRESS	DELEGATED DECISION	DECISION DATE
Nil								

1.2.4 APPROVAL TO CONSTRUCT AN ANNEXE OR RELOCATE A PARK HOME

Reg 30 (1) (c) ***Caravan Parks and Camping Grounds Regulations 1997***

LODGED	APPLICATION NO.	OFFICER	OWNER	APPLICANT (If Different from Owner)	DESCRIPTION	ADDRESS	DELEGATED DECISION	DECISION DATE
Nil								

2.0 COUNCIL RESOLUTION STATUS REPORT

Register of Council resolutions progress report updated 10 November 2026.

COUNCIL RESOLUTIONS						
MEETING DATE	**REPORT TITLE**	**RESOLUTION NO.**	**RESOLUTION**	**RESPONSIBLE OFFICER**	**CURRENT STATUS**	**COMPLETED**
23/10/24	CEO Review of Systems and Procedures (Reg 17)	OCM241004	That Council ADOPT the recommendations of the Audit Committee to: 1. Accept the Chief Executive Officer's Regulation 17 review of the appropriateness and effectiveness of the Shire of Jerramungup systems and procedures in relation to risk management, internal control and legislative compliance, and 2. Request that the Chief Executive Officer provide regular updates to the Audit Committee on the progress of the recommendations for improvement identified as part of the review.	CEO		Ongoing
27/11/24	Delivery of Waste Services	OCM241112	That COUNCIL: - Seek formal quotations for the services generally in accordance with the Tender Documents from select suppliers under the provisions of section 11 (2) (c) of the Local Government (Functions and General Regulations) 1996.	DCEO/MoW		In progress
1/10/25	Proposed Modification to Reserve Management Orders – Reserve 51949	OCM250906	That Council request the Minister under Section 46(2) of the *Land Administration Act 1997* to add a power to lease for 21 years to Reserve 51949.	MoD	Request has been sent to DPLH	In progress

COUNCIL RESOLUTIONS						
MEETING DATE	**REPORT TITLE**	**RESOLUTION NO.**	**RESOLUTION**	**RESPONSIBLE OFFICER**	**CURRENT STATUS**	**COMPLETED**
29/10/25	Adoption Subject to Modification – Structure Plan – Lot 9500 Borden-Bremer Bay Road, Bremer Bay	OCM251006	That Council support, in accordance with Clause 20(1)(c) and 20(2) of the Deemed Provisions, that the Proposed Structure Plan for Lot 9500 Borden-Bremer Bay Road, Bremer Bay should be supported by the Commission subject to modifications: (a)-(k).	MoD	Lodged with DPLH	In progress
26/11/25	Disposition of Interest in Property – Portion Reserve 51778 Pt. Lot 9001 Bremer Bay Road/ Seadragon Avenue, Bremer Bay	OCM251108	That Council: 1. Formally relinquish its interest in the 3,500m2 parcel of land described as Portion Reserve 51778 Pt. Lot 9001 Bremer Bay Road/Seadragon Avenue, Bremer Bay, identified on Diagram 1. 2. Surrender Management Order M847850 and M847851 as set out on Certificate of Title Volume LR3164 Folio 965 in relation to Reserve 51778 over the portion of land to be excised, as identified in Diagram 1.	MoD	In progress	In progress
17/12/25	Proposed Road Dedication – Proposed Lots 501 and 502 Borden-Bremer Bay Road, Boxwood Hill	OCM251209	That Council: 1. Request the Minister of Lands to dedicate a portion of Lot 47 and a portion of UCL proposed as lots 501 and 502 Borden-Bremer Bay Road, Boxwood Hill as road reserve under Section 56(1)(a) of the *Land Administration Act 1997*. 2. Instruct the Chief Executive Officer: a) To provide public notice seeking submissions on the proposal to dedicate proposed lots 501 and 502 Borden-Bremer Bay Road, Boxwood Hill pursuant to Section 56 of *Land Administration Act 1997* and Regulation 8 of *Land Administration Regulations 1998;* and	MoD	Advertising closed 4 September 2026. Meeting held with Wagyl Kaip 9 September 2026. Being presented to the Cultural Advice Committee then a formal response will be provided.	In progress

			b) Consider and respond to any submissions or objections received. 3. Advise the Minister of Lands that in accordance with Section 56(4) of the *Land Administration Act 1997* that the Shire recognises that it is liable to indemnify the Minister against any claim for compensation in an amount equal to the amount of all costs and expenses reasonably incurred by the Minister in considering and granting the request.			
29/07/26	Proposed Fencing Local Law Re-commencement	OCM260722	That 1. In accordance with the *Local Government Act 1995* s. 3.12(2) and (3) and all other legislation enabling it, local public notice be given that Council intends to make a Fencing Local Law, and inviting submissions for a minimum six week period – Purpose – to prescribe sufficient fences, the standard for construction of fences and create offences for non-compliance. Effect – to establish the minimum requirements for fencing, provide for permitted and prohibited fencing, and create offences for non-compliance. 2. In accordance with the *Local Government Act 1995* s.3.12(3), copies of the proposed local law be – - Sent to the Chief Executive Officer of the Department of Local Government, Industry Regulation and Safety;- - Made available to any other person requesting a copy.	EAO	Waiting for response to referral to DLGIRS.	In progress

COUNCIL RESOLUTIONS						
MEETING DATE	**REPORT TITLE**	**RESOLUTION NO.**	**RESOLUTION**	**RESPONSIBLE OFFICER**	**CURRENT STATUS**	**COMPLETED**
29/07/26	Proposed Public Places and Local Government Property Local Law – Re-commencement	OCM260723	That – 1. In accordance with the *Local Government Act 1995* s.3.12(2) and (3) and all other legislation enabling it, local public notice be given that Council intends to make a Public Places and Local Government Property Local Law, and inviting submissions for a minimum six week period – Purpose – to make provisions for the management of public places, thoroughfares and all local government property, and repeal – (a) The Shire of Jerramungup *By-Laws Relating to Reserves and Foreshores* published in the Government Gazette on 1 December 1989; (b) *Shire of Jerramungup Beach Access Local Law 1997* published in the Government Gazette 15 August 1997; and (c) *Shire of Jerramungup Local Government Property Local Law* published in the Government Gazette on 2 December 2005. Effect – to repeal existing local laws, establish necessary controls for public places, thoroughfares and local government property, provide for permitted and prohibited use and activities, and create offences for non-compliance. 2. In accordance with the *Local Government Act 1995* s.3.12(3), copies of the proposed local law be – - Sent to the Chief Executive Officer of the Department of Local Government, Industry Regulation and Safety; - Made available to any other person requesting a copy.	EAO	Waiting for response to referral to DLGIRS.	In progress

COUNCIL RESOLUTIONS						
MEETING DATE	**REPORT TITLE**	**RESOLUTION NO.**	**RESOLUTION**	**RESPONSIBLE OFFICER**	**CURRENT STATUS**	**COMPLETED**
01/09/26	Disposition of Property – Part Reserve 511 – Bremer Bay	OCM260812	That Council: 1. Approves the disposition of a portion of Reserve 511 (as shown on Attachment a)) by way of a lease to Bremer Bay Community Men's Shed for the purpose of operating a Men's Shed facility; 2. Authorises the Chief Executive Officer to draft a lease agreement with Bremer Bay Community Men's Shed; 3. Endorses a proposed lease term of twenty (20) years, with a further term at Council's discretion; 4. Agrees to a reduced annual lease amount of $1 per annum, recognising the community benefit of the proposed use.	MoD/AM	Seeking a survey to allow lease documents to be drafted.	In Progress.
01/09/26	Proposed Animals, Environment and Nuisance Local Law – Final Adoption	OCM260816	That Council: 1. Pursuant to section 3.12(4), (5) and (6) of the *Local Government Act 1995*, and all other legislation enabling it, resolves to make an Animals, Environment and Nuisance Local Law. 2. Authorise the President and Chief Executive Officer to sign and affix the Common Seal to the Local Law. 3. Authorise – - publication of the local law in the Government Gazette and giving of public notice; - provision of the local law to the DLGIRS; - Forward a copy of the gazetted local law, explanatory memoranda and associated documentation to the Parliamentary Joint Standing Committee on Delegated Legislation for review.	EA	Published in Government Gazette on 27 October 2026 and public notice given.	In Progress

COUNCIL RESOLUTIONS						
MEETING DATE	**REPORT TITLE**	**RESOLUTION NO.**	**RESOLUTION**	**RESPONSIBLE OFFICER**	**CURRENT STATUS**	**COMPLETED**
01/09/26	Proposed Bush Fire Brigades Local Law – Final Adoption	OCM260817	That Council: 1. Pursuant to section 3.12(4), (5) and (6) of the *Local Government Act 1995*, and all other legislation enabling it, resolves to make a Bush Fire Brigades Local Law. 2. Authorise the President and Chief Executive Officer to sign and affix the Common Seal to the Local Law. 3. Authorise – - publication of the local law in the Government Gazette and giving of public notice; - provision of the local law to the DLGIRS; - Forward a copy of the gazetted local law, explanatory memoranda and associated documentation to the Parliamentary Joint Standing Committee on Delegated Legislation for review.	EA	Published in Government Gazette on 27 October 2026 and public notice given.	In Progress
01/09/26	Dogs Local Law – Final Adoption	OCM260818	That Council: 1. Pursuant to section 3.12(4), (5) and (6) of the *Local Government Act 1995*, and all other legislation enabling it, resolves to make a Dogs Local Law. 2. Authorise the President and Chief Executive Officer to sign and affix the Common Seal to the Local Law. 3. Authorise – - publication of the local law in the Government Gazette and giving of public notice; - provision of the local law to the DLGIRS;	EA	Published in Government Gazette on 27 October 2026 and public notice given.	In Progress

			- Forward a copy of the gazetted local law, explanatory memoranda and associated documentation to the Parliamentary Joint Standing Committee on Delegated Legislation for review.			
01/09/26	Dust, Sand and Erosion Local Law – Final Adoption	OCM260819	That Council: 1. Pursuant to section 3.12(4), (5) and (6) of the *Local Government Act 1995*, and all other legislation enabling it, resolves to make a Dust, Sand and Environment Local Law. 2. Authorise the President and Chief Executive Officer to sign and affix the Common Seal to the Local Law. 3. Authorise – - publication of the local law in the Government Gazette and giving of public notice; - provision of the local law to the DLGIRS; - Forward a copy of the gazetted local law, explanatory memoranda and associated documentation to the Parliamentary Joint Standing Committee on Delegated Legislation for review.	EA	Published in Government Gazette on 27 October 2026 and public notice given.	In Progress
01/09/26	Proposed Parking and Parking Facilities Amendment Local Law – Final Adoption	OCM260820	That Council: 1. Pursuant to section 3.12(4), (5) and (6) of the *Local Government Act 1995*, and all other legislation enabling it, resolves to make a Parking and Parking Facilities Amendment Local Law. 2. Authorise the President and Chief Executive Officer to sign and affix the Common Seal to the Local Law. 3. Authorise – - publication of the local law in the Government Gazette and giving of public notice; - provision of the local law to the DLGIRS;	EA	Published in Government Gazette on 27 October 2026 and public notice given.	In Progress

			- Forward a copy of the gazetted local law, explanatory memoranda and associated documentation to the Parliamentary Joint Standing Committee on Delegated Legislation for review.			
24/09/26	Christmas/New Year Opening Hours 2026/2027	OCM260910	That Council NOTES the closure of Council facilities as follows: 1. Shire Administration Centres at Jerramungup and Bremer Bay from 4.00pm on Wednesday, 23 December 2026 to Friday, 8 January 2027, inclusive; and 2. Shire Depot from Friday, 18 December 2026, to Friday, 1 January 2027, inclusive.	CEO	Advertising during November and December	In progress
24/09/26	Policy Manual Review – Work Health and Safety Policies	OCM260911	That Council, pursuant to section 2.7(2)(b) of the *Local Government Act 1995*, reaffirm the continued application and operation of each of the following current Council Policies as amended in the report and attached to this report for a further year or such earlier date as Council may determine from time to time: WHS01 – Work Health and Safety Policy WHS02 – Fitness for Work Policy WHS04 – Workplace Bullying, Harassment and Discrimination Policy WHS05 – Sexual Harassment Policy WHS06 – Injury Management and Rehabilitation Policy WHS07 – Contractor Work Health and Safety Policy	EA	Update Policies in Corporate Documents and on Website	Completed

COUNCIL RESOLUTIONS						
MEETING DATE	**REPORT TITLE**	**RESOLUTION NO.**	**RESOLUTION**	**RESPONSIBLE OFFICER**	**CURRENT STATUS**	**COMPLETED**
28/10/26	Budget Amendment – Outright Purchase of Mulcher Head	OCM261005	That Council, by an Absolute Majority: 1. Approves the deferral of the replacement of asset A991 Construction Crew Cab truck from the 2026/2027 financial year to the following financial year; 2. Authorises the purchase of a new mulcher head for asset A979 Caterpillar Skid Steer for an amount of up to $60,500; 3. Amends the 2026/2027 Annual Budget by: a) Decreasing capital expenditure for the replacement of asset A991 by $93,000; b) Increasing capital expenditure for the mulcher head for asset A979 by $60,500; c) Decreasing the transfer from reserve by $7,500; d) Removing the $25,000 budgeted disposal proceeds for asset A991; e) Removing the estimated net book value of $15,020 for asset A991; and f) Decreasing the budgeted profit on disposal for asset A991 by $9,980; 4. Notes that the budgeted disposal proceeds of $25,000 less the estimated net book value of $15,020 results in a budgeted profit on disposal of $9,980.	DCEO		Completed
28/10/26	Non-Potable Water Infrastructure Audit Project Funding	OCM261006	That Council, by an Absolute Majority: 1. Accepts funding of $60,000 from the Department of Water and Environmental Regulation for the Shire of Jerramungup Non-Potable Water Infrastructure Audit project, in accordance with the funding agreement attached to this report;	DCEO		Completed

			2. Approves, pursuant to section 6.8 of the *Local Government Act 1995*, the following amendments to the 2026/2027 Annual Budget: a) Increase grant income for the Non-Potable Water Infrastructure Audit project by $60,000; and b) Increase expenditure for the Non-Potable Water Infrastructure Audit and eligible urgent works by $60,000; 3. Notes that the budget amendment has nil net impact on the Shire's forecast closing position; 4. Authorises expenditure of up to $28,000 excluding GST for completion of the Non-Potable Water Infrastructure Audit in accordance with the consultant's quotation and the Shire's procurement requirements; and 5. Authorises the Chief Executive Officer to apply the remaining project funding to eligible urgent works identified through the audit, subject to the funding agreement, the Shire's adopted budget and applicable procurement requirements.			
28/10/26	Proposed Council Policy – Requests for Memorials, Plaques, Monuments and Trees	OCM261007	That Council adopt the new Council Policy – CP10 – Requests for Memorials, Plaques, Monuments and Tres, as contained in Attachment 12.3.1 a).	EAO	Add to Corporate Documents and Website. Advertised by Public Notice.	Completed
28/10/26	P26-059 – Development Application – 90 Native Dog Beach Road, Bremer Bay	OCM261008	That Council approve Development Application P26-059 for Temporary Workforce Accommodation and associated works at Lot 65 (90) Native Dog Beach Road, Bremer Bay, subject to conditions.	MoD	Issue DA	Completed

COUNCIL RESOLUTIONS						
MEETING DATE	**REPORT TITLE**	**RESOLUTION NO.**	**RESOLUTION**	**RESPONSIBLE OFFICER**	**CURRENT STATUS**	**COMPLETED**
28/10/26	Review of Terms of Reference – BBCDC	OCM261010	That Council adopt the Terms of Reference for the Bremer Bay Community Development Committee as amended and attached to this report.	EAO	Finalise ToR and notify Bremer Bay Sports Club	Completed
28/10/26	Alteration to Council Meeting Date – November 2026	OCM261011	That Council, with respect to the 2026 Ordinary Meeting of Council Schedule: 1. Approve the following rescheduling of the Ordinary Meeting of Council date for November 2026: Thursday 26 November 2026 1.00pm Council Chamber, Jerramungup 2. Request that the Chief Executive Officer or his authorised officer advertise the approved dates by Public Notice and on the Shire of Jerramungup website and social media sites.	EAO	Advertise change of meeting date	Completed
28/10/26	Disposition of Property – Portion of Reserve 18944, Lot 578 & 643 Gnowangerup–Jerramungup Road, Needilup	OCM261012	That Council: 1. Authorise the Chief Executive Officer to enter into the proposed lease (as per Attachment a)) with Jerramungup Districts Motorcycle Club Inc. for a term of ten (10) years commencing from 1 November 2026, with the option of a further term of ten (10) years, expiring on 31 October 2046. 2. Authorise the Chief Executive Officer to seek Ministerial approval. 3. By Absolute Majority, delegate authority to the Shire President and Chief Executive Officer to execute and affix the Common Seal of the Shire of Jerramungup to the lease agreement between the Shire of Jerramungup and Jerramungup Districts Motorcycle Club Inc.	AM	See Ministerial approval and execute lease agreement.	In progress

3.0 CEO MEETINGS OF SIGNIFICANCE – OCTOBER - NOVEMBER 2026

MEETING DATE	LOCATION	DEPARTMENT	PURPOSE
27 October 2026	Teams	Department of Fire & Emergency Services	Great Southern Emergency Management District Climate Risk Workshop
29 October 2026	Bremer Bay	Fitzgerald Biosphere	Fitzgerald Biosphere Community Collective Meeting
4-6 November 2026	Perth	Local Government Professionals WA	Annual State Conference
9 November 2026	Jerramungup	Jerramungup District High School	Liveability session with Year 7 students
12 November 2026	Jerramungup	Department of Fire & Emergency Services	Meeting with DFES Superintendent
13 November 2026	Katanning	Main Roads WA	Great Southern Regional Road Group Meeting
20 November 2026	Bremer Bay	WALGA	WALGA Great Southern Zone Meeting
23 November 2026	Lake Grace	Local Government Regional Health Alliance	Meeting

INFORMATION STATEMENT 2026/2027

Prepared by the Shire of Jerramungup
in compliance with the requirements of the
Freedom of Information Act 1992
Telephone: (08) 9835 1022
Email: council@jerramungup.wa.gov.wa
Website: www.jerramungup.wa.gov.au
8 Vasey Street l PO Box 92, JERRAMUNGUP WA 6337

This page has been left intentionally blank

Shire of Jerramungup
Information Statement – 2026/2027

CONTENTS

Introduction 4
Vision, Mission and Values 5
Enabling Legislation 6
Structure of the Shire of Jerramungup 7
Role and Key Functions 7
The Council, Elected Members and Committees 8
Public Participation 11
Documents held by the Shire of Jerramungup 12
Access to Council Documents 15
Amending Personal Information 16
Freedom of Information Procedures and Access Arrangements 17
Appendix 1 20
Appendix 2 22
Appendix 3 24

INTRODUCTION

The *Freedom of Information Act 1992* is designed to:

- Enable the public to participate more effectively in governing the State; and
- Make the persons and bodies that are responsible for State Government and Local Government more accountable to the public.

In furthering these objectives, the *Freedom of Information Act 1992* requires each Government Agency, including local governments, to prepare and publish annually an Information Statement.

The Information Statement must set out:-

1. The Agency's Mission Statement
2. Details of the Legislation Administered
3. Details of the Agency Structure
4. Details of the Decision Making Functions
5. Public Participation in the Formulation of Policy and Performance of Agency Functions
6. Documents held by the Agency
7. The Operation of FOI in the Agency

This Document has been prepared by the Shire of Jerramungup to satisfy Part 5 of the *Freedom of Information Act 1992*.

Copies of this document may be obtained from www.jerramungup.wa.gov.au or

Shire of Jerramungup
Administration Building
8 Vasey Street
PO Box 92
JERRAMUNGUP WA 6337

Enquiries may be made to that office on telephone (08) 9835 1022 Monday to Friday from 8.00am to 4.00pm, or by email at council@jerramungup.wa.gov.au.

VISION, MISSION AND VALUES

The Shire's strategic direction is articulated through the following Vision, Mission and Values within the Shire of Jerramungup Council Plan 2026-2036.

Our Vision

"Progressive, Prosperous and a Premium Place to Live and Visit"

Our Values

Quality

We ensure **quality** in everything we do

Trust

We are **trustworthy** and act with honesty and integrity at all times

Respect

We treat each other, all members of our community and visitors with **respect**

Unity

We are a **united** team

Aspire

We **aspire** to continuously improve our skills and the services we deliver for our community

ENABLING LEGISLATION

The Shire of Jerramungup is constituted as a district under the *Local Government Act 1995*. Under the *Local Government Act 1995*, the Shire has general, legislative and executive functions.

General Functions

Section 3.1 of the Local Government Act 1995

The general function of a local government is to provide for the good government of people living and working within its district.

Legislative Functions

Section 3.5 of the Local Government Act 1995

A local government may make local laws prescribing all matters that are required or permitted to be prescribed by a local law, or are necessary or convenient to be so prescribed for it to perform any of its functions under the *Local Government Act 1995*.

Executive Functions

Section 3.18 of the Local Government Act 1995

A local government is to administer its local laws and may do all other things that are necessary or convenient to be done for, or in connection with, performing its functions under the *Local Government Act 1995*.

The Shire of Jerramungup's local laws are available on the Shire's website, or alternatively are available for viewing at all Shire of Jerramungup public libraries or customer service centres.

Many other Acts of Parliament affect the conduct of the business of a local government including, but not limited to, the following principal Acts:

- *Building Act 2011*
- *Bush Fires Act 1954*
- *Caravan Parks and Camping Grounds Act 1995*
- *Cat Act 2011*
- *Cemeteries Act 1986*
- *Disability Services Act 1993*
- *Dog Act 1976*
- *Environmental Protection Act 1986*
- *Food Act 2008*
- *Health Act 1911*
- *Land Administration Act 1997*
- *Local Government (Miscellaneous Provisions) Act 1960*
- *Planning and Development Act 2005*

- *Rates and Charges (Rebates and Deferments) Act 1992*
- *State Records Act 2000*
- *Waste Avoidance and Resource Recovery Act 2007*

Local governments also operate within a framework of delegated legislation, including orders and proclamations made by the Governor, by-laws, regulations and ordinance made by other statutory bodies.

STRUCTURE OF THE SHIRE OF JERRAMUNGUP

The Shire of Jerramungup is a body corporate, constituted under the *Local Government Act 1995*.

The Council of the Shire of Jerramungup is the overall decision making body. The Council employs a Chief Executive Officer who is responsible for the day to day running of the Shire, who, along with the managers and staff, implements the Council's decisions. The organisation is structured into three departments, being Corporate Services, Development Services, and Technical Services. The managers of these departments, together with the Chief Executive Officer, comprise the Executive Management Team.

Delegated Authority

The Chief Executive Officer and other officers of Council have the delegated authority to make decisions on a number of specified administrative and policy matters. These delegations are listed in the delegations register and are reviewed annually by Council.

ROLE AND KEY FUNCTIONS

The Shire's operations are managed by the Chief Executive Officer, who is supported by an Executive Management Team. The Chief Executive Officer's role is to carry the ultimate responsibility for the efficient and effective utilisation of the organisations resources in achieving Council's objectives and direction. The Executive Management Team is made up of three executive managers who assist the Chief Executive Officer in managing the Shire's operations and functions.

Chief Executive Officer:	Martin Cuthbert
Deputy Chief Executive Officer:	Charmaine Wisewould
Manager of Works:	Patrick Steinbacher
Manager of Development:	Richard Hindley

Executive Services

- Executive and Risk Services
- Strategic Planning
- Economic Development
- Human Resources
- Governance Services

Corporate Services

- Financial Services
- Administrative Services
- Information Technology
- Customer Service
- Emergency Management

Technical Services

- Infrastructure Management Services
- Parks, Gardens, Reserves Maintenance
- Waste Management
- Ranger Services
- Airports

Development Services

- Compliance and Regulatory Services
- Health Services
- Building Services
- Building Maintenance

THE COUNCIL, ELECTED MEMBERS AND COMMITTEES

The Jerramungup Shire Council was established on 1 July 1982, having been annexed from the Shire of Gnowangerup. Jerramungup Shire has an area of 6,541 square kilometres, with two principal townsites being Jerramungup and Bremer Bay.

The Shire has a total road network length of 1,121 kilometres comprising of 132 kilometres of sealed roads and 989 kilometres of unsealed roads (excluding highways).

The Shire comprises of elected representatives including the Shire President and six Councillors. The elected members are chosen democratically by the community and act to represent the whole district of the Shire of Jerramungup. The Council acts as a community board, establishing policies and making decisions within the rules of the *Local Government Act 1995* on a wide range of issues affecting the community. Elected Members work for the community and do not have the authority to act or make decisions as individuals. Decisions are made as a consensus of the Council in accordance with the *Local Government Act 1995*.

Ordinary meetings of Council are held on the fourth Wednesday of every month, with a recess occurring in January. Of the eleven Ordinary Meetings of Council, four are held in Bremer Bay commencing at 1.00pm, and the remaining seven are held in Jerramungup at the Council Chambers commencing at 1.00pm. Members of the public are welcome to attend.

Council has appointed a number of committees to assist with the decision making process. These committees are assigned certain areas of responsibility and report to Council with their recommendations.

List of Councillors:

Shire President, Cr Nathan Brown
PO Box 150, Jerramungup
Ph: 0427 351 057

Deputy Shire President, Cr Paul Barrett
9265 Gnowangerup-Jerramungup Road, Jerramungup
Ph: 0428 362 014

Cr Neil Foreman
15 Derrick Street, Jerramungup
Ph: 0429 351 056

Cr Paul Hislop
1382 Jerramungup North Road, Jerramungup
Ph: 0427 354 037

Cr Naomi Hall
PO Bo 40, Jerramungup
Ph: 0409 228 534

Cr Raegan Zacher
PO Box 174, Bremer Bay
Ph: 0429 947 731

Cr Nathan McQuoid
1 Qualup Court, Bremer Bay
Ph: 0439 936 591

Committees of Council

CEO Review Committee

The role of the CEO Review Committee is to undertake the recruitment and performance review of the Chief Executive Officer and negotiate changes to the Chief Executive Officer's contract of employment for subsequent Council approval.

Audit, Risk and Improvement Committee

The Audit, Risk and Improvement Committee was established to comply with legislation and to oversee financial issues. The role of the Committee includes risk management, internal control and legislative compliance.

Working Parties, Sub-Committees and Consultative Groups

Interested members of the public, elected members and staff are able to nominate, be nominated or be selected as representatives on a variety of Shire related working parties, sub-committees or consultative groups or act as representatives or other external organisations. A current listing of these parties, sub-committees and groups is listed below.

- Bremer Bay Community Development Committee
- Jerramungup History Advisory Group
- Regional Road Group Committee
- Great Southern Zone of WALGA Committee
- Bush Fire Advisory Committee
- Local Emergency Management Committee
- Fitzgerald Biosphere Group
- Regional Recreation Advisory Committee
- Jerramungup VES Unit Management Committee
- Bremer Bay VES Unit Management Committee
- Development Assessment Panel
- Fitzgerald River National Park Advisory Group
- South Coast Alliance Inc.

All abovementioned committees meet as required.

Policies and Delegations

The Council adopts policies on a variety of issues to act as a guide for officers of the Shire and provide the basis for decision making. All current policies are contained with the Council's Policy Manual. A register of authorised delegations made by the Council to assist with the efficient administration of the municipality is also available for inspection.

PUBLIC PARTICIPATION

Members of the public are welcome to attend any open meeting of Council or committee and have a number of avenues available to put forward their views on particular issues.

COUNCIL MEETINGS

Public Question Time

Members of the public are able to ask questions (preferably in writing) on any matter affecting the Shire in the time set aside for this purpose at meetings of the Council and committees that are open to the public.

Deputations

With the permission of the presiding member, a member of the public can personally, or on behalf of a resident or group of residents, address the Council, or one of its committees.

Petitions

Written petitions can be presented to the Council through the Chief Executive Officer or an Elected Member on any issue within the Council's jurisdiction.

Written Requests

A member of the public can write to the Council on any policy, activity or service of the Council.

Notifications/Advertising

Residents may be notified of issues that affect their neighbourhood or development applications by advertising in the local newspaper, written notification, calling public meetings, seeking responses to surveys and questionnaires or a sign on-site requiring the approval of Council. Residents then have the opportunity to write to Council expressing their views and to address the Council before a decision is made.

Elected Members

Members of the public can contact the Elected Members of the Council to discuss any issue relevant to the Council.

Special Meetings of Council

A Special Meeting of Council can be convened to consider an urgent matter or a matter which otherwise involves special circumstances. Special Meetings can be convened at short notice should the circumstances warrant. If necessary, notice by electronic means or telephone is acceptable.

Annual General Meeting of Electors

Section 5.27 of the *Local Government Act 1995* has a requirement to hold an Annual General Meeting of Electors. Such meetings afford members of the public the opportunity to ask Councillors and staff questions about Shire matters generally.

The Annual General Meeting of Electors is held once in every financial year and includes the presentation of the Annual Report and the Auditor's Report. Residents and ratepayers are encouraged to attend this meeting as it is an opportunity to ask questions and raise issues with local representatives. The Annual General Meeting is alternated between Jerramungup and Bremer Bay.

Complaints and Feedback

Any complaints or feedback/suggestions regarding any aspect of the Council, its operations, staff or policies will be accepted and dealt with under the Complaints Management System or the Customer Service Charter as appropriate. Further information can be obtained from the Chief Executive Officer on 9835 1022 or in person at the Council Administration Building.

DOCUMENTS HELD BY THE SHIRE OF JERRAMUNGUP

Standards for record keeping across government have been set by the State Archives through the Records Management Office. The *Local Government Records Retention and Disposal Schedule* has been developed to provide consistency throughout local government in the disposal and archival of all records.

The Shire of Jerramungup's active files are stored and maintained at the Administration office. Inactive or Closed files are either archived in suitable storage areas or destroyed as per the *Local Government Records Retention and Disposal Schedule*.

Correspondence Files

The Shire of Jerramungup manages a number of correspondence file series as described above. All files are subject to disposal in accordance with the current *Local Government Records Retention and Disposal Schedule*.

Files are generally not open for public inspection, in order to protect personal information and legally privileged material. Applications to view these files will be considered on a case by case basis and information may be released in an edited form. Charges may apply to accessing these records.

Current Files

These files are located at the Council's Administration Facility and at the Shire's offsite facility, with an electronic file and correspondence register available. The majority of files relate to specific property/street addresses, roads and reserves/parks, with a number of subject files relating to organisations, events, services provided, special projects and general administrative issues also forming part of the current filing system.

Archive Files (prior to 2002)

These files are located at the Shire's offsite storage facility at the Jerramungup Works Depot. Please note that considerable research is required in order to locate information, it may also result in a considerable number of files being retrieved.

Corporate Resource Library

The Shire of Jerramungup has one corporate resource library, located in the administration building. This is designed to provide a corporate information resource to staff and Elected Members. The corporate resource library contains a variety of resources such as periodicals/journals, reports, texts and other information published by the Shire and/or of relevance to local government. Annual reports, plans for the future and strategic plans also form part of the collection. The corporate resource library also contains publications received from other Agencies.

Council Minutes

Minutes for all Council meetings are made available for viewing or purchase at the Shire's Administration Office or can also be downloaded from the Shire's website www.jerramungup.wa.gov.au. Minutes are available for viewing at both the Bremer Bay and Jerramungup Community Resource Centres the week following the Council meeting.

Under the *Local Government Act 1995* the Council minutes are available for free inspection at the Shire's Offices by any person. Copies of Council minutes and the minute searches conducted by the Shire's staff will incur charges.

Rates Book

Currently the Shire of Jerramungup rates information is listed by assessment number or property address.

Landgate is the official custodian of land ownership information. It is recommended that a title search be conducted through Landgate if this type of information is sought.

Building/Development Applications

As the authority responsible for granting planning approvals for development and issuing building licences, the Shire of Jerramungup has a large range of drawings and plans of buildings within the Shire. The drawings and plans can include site plans, floor plans, elevations and in some cases perspective drawings.

Access to this information is available subject to the consent of the current owner of the property. Information about the year of construction, builder details and cost of construction can also be obtained. Charges apply for obtaining this information and the availability of plans in all instances cannot be assured.

Municipal Heritage Inventory

Under the *Heritage of Western Australia Act 1990* the Shire of Jerramungup is required to prepare a Municipal Heritage Inventory. This is an inventory of all buildings within the Shire of Jerramungup boundaries that are or may become of cultural significance to the community. Details in the inventory include property address, ownership, description, historical information, architectural information, bibliography, listing status.

State Records Office

The State Records Office is located on the Ground Floor of the Alexander Library Building, Perth Cultural Centre. The State Records Office is the official repository for all state archives, with the State Records Office taking responsibility for the management and access to information transferred from government agencies such as the Shire of Jerramungup.

State Records Office staff can assist you to locate archival material relevant to your search, with various indexes available at their offices. The State Records Office Search Room is open Monday to Friday 9.30am to 4.30pm and access to information held by the State Records Office is free of charge. Contact the State Records Office (Ph: (08) 9427 3360) for more information.

Access to information held in the above listed files is subject to the provisions of the *Local Government Act 1995* and the *Freedom of Information Act 1992*.

ACCESS TO COUNCIL DOCUMENTS

Availability of information is subject to provisions established in legislation such as the *Freedom of Information Act 1992* and the *Local Government Act 1995* and may be free, or subject to fees and charges. The Shire will, in all instances, seek to provide access to information upon request except where there may be issues under the *Privacy Act 1998* or *Freedom of Information Act 1992*, or other relevant legislation.

Information is made available through a range of mediums including public statements, news releases, the Shire's internet website, advertisements placed in local and state-wide newspapers, public notice boards, library services, information sheets and other publications, as well as individual correspondence, public and statutory documents, and reports.

DOCUMENTS AVAILABLE OUTSIDE THE *FREEDOM OF INFORMATION ACT 1992*

The following documents are available for inspection at the Shire's administration building:

- Annual Budget
- Annual Financial Statements
- Business Plans (prepared under section 3.59 of the *Local Government Act 1995*)
- Annual Report
- Planning Schemes and Planning Policies
- Code of Conduct
- Corporate Asset Management Plans
- Council Plan
- Workforce Plan
- Long Term Financial Plan
- Corporate Business Plan
- Documents released for Public Comment
- Electoral Roll – Owner and Occupiers or Consolidated Roll
- FOI Information Statement
- Local Laws (including reports or proposals relating to Local Laws)
- Media Releases
- Minutes of Committee Meetings and Council Meetings (confirmed minutes that relate to the meeting)
  Limitation: Access does not extend to the inspection where a meeting of Council or committee, or a part of such a meeting, to which the information refers, was closed to members of the public. Nor does it extend where it relates to any debt owed to the Shire.
- Policy Manual
- Rates Records

- Registers – such as Debentures, Delegated Authority (and decisions made under Delegation)
- Financial Interests, Gifts, Owners and Occupiers and Tenders
- Schedule of Fees and Charges
- Statutory Notices

Available via the *Freedom of Information Act 1992*

Access to documents other than those listed as accessible outside the *Freedom of Information Act 1992* must be via a freedom of information application.

Retention and Disposal of Council Records

All of the Shire's records are retained in accordance with an approved local government retention and disposal schedule. This schedule stipulates how long a record must be kept and is available for inspection.

Access to Information by Police Officers

Where a Western Australian Police Officer requests access to Shire of Jerramungup documents, access will be provided:

- Upon production of the certificate of authority (warrant card) of the Police Officer concerned; and/or
- With the signature of the Police Officer concerned on a statement identifying the document(s) requested and verifying that they are required for a bona fide police enquiry or investigation.

Documents released under these circumstances are considered confidential and must not be divulged or released to any third parties without prior consent of the Shire of Jerramungup.

AMENDING PERSONAL INFORMATION

The right to amend personal information held by the Shire ensures information does not unfairly harm the person referred to, misrepresent facts about them or give a misleading impression. An application can be made to the FOI Coordinator to correct or amend any documents containing an individual's personal information.

The application must be in writing, providing details and, if necessary, documentation to support claims that the information the applicant seeks to have amended is inaccurate, incomplete, out of date or misleading.

Furthermore, applicants must indicate whether they wish the amendment to the information to be made by altering, striking out or deleting the information or inserting information or a note in relation to the information.

If the Shire decides to amend the information it will usually alter the record, or add a further note in relation to the record.

The Shire will inform the applicant of its decision, and reasons for arriving at that decision, together with rights of review if dissatisfied with the Shire's decision.

FREEDOM OF INFORMATION PROCEDURES AND ACCESS ARRANGEMENTS

Right to Access Documents

The *Freedom of Information Act 1992* gives applicants a legally enforceable right to apply for access to documents held by the Shire of Jerramungup.

An applicant's right to seek access cannot be affected by their reasons for wishing to obtain access, and there is no need to demonstrate as such.

The Shire of Jerramungup is required to:

- Assist those in making an application;
- Assist those in obtaining access to documents promptly at a reasonable cost; and
- Ensures that personal information captured in documents is accurate, complete, up to date and not misleading.

While the *Freedom of Information Act 1992* provides for a general right of access to documents it also recognises that some documents require a level of protection, which is applied to those documents that meet the exemption criteria in schedule 1 of the *Freedom of Information Act 1992*.

The most frequent reasons for refusal to provide access to information are:

- Personal Information

  Information that would reveal personal information about an individual (eg there name, contact details, signature etc) may be exempt under schedule 1 clause 3 of the *Freedom of Information Act 1992* and section 5.95(8) of the *Local Government Act 1995*.
- Commercial Information

  Information that would reveal trade secrets, information of a commercial value (eg documents containing technical designs that, if released, would harm the company), or the financial affairs of a person (eg debts owed to the Shire) may be exempt under schedule 1 clause 4 of the *Freedom of Information Act 1992*.
- Deliberative Process

  Information that would reveal a decision made during a deliberative process closed to the public (eg confidential Council Meeting) may be exempt under schedule 1 clause 6 of the *Freedom of Information Act 1992* and section 5.23 of the *Local Government Act 1995*.

- Legal Professional Privilege

  Information that would reveal legal advice may be exempt under schedule 1 clause 7 of the *Freedom of Information Act 1992*.

Access to the Shire of Jerramungup records, personal or non-personal can be made via an application to the Freedom of Information Coordinator located in the administration building at 8 Vasey Street, Jerramungup.

Who can I Contact to make Enquiries?

You may ring the Shire of Jerramungup Freedom of Information Coordinator on (08) 9835 1022 between the hours of 8.00am and 4.00pm Monday to Friday if you have any queries. Alternatively you can send an email to council@jerramungup.wa.gov.au.

How do I Lodge an Application?

You must lodge your application in writing:

By Post, addressed to:
FOI Coordinator
Shire of Jerramungup
PO Box 92
JERRAMUNGUP WA 6337

In Person, at:
FOI Coordinator
Administration Building
8 Vasey Street
JERRAMUNGUP WA 6337

See Appendix 1 for a copy of an FOI application form. Please note the use of this form is optional.

What can I do if I'm Denied Access to Something?

Internal Review

If you are dissatisfied by a decision that we make concerning your application then you can apply to the Shire for an internal review of this decision. To apply for an internal review you must put your request in writing and lodge it with the Shire within thirty (30) days of being notified of the original decision. There is no charge for an internal review.

External Review by the Information Commissioner

If you are still dissatisfied after the internal review has been completed, you may seek a review by the Information Commissioner. This request must be made in writing to the Information Commissioner giving details of the decision to which your complaint relates.

Appeals to the Supreme Court

Any party to a complaint may appeal to the Supreme Court on any question of law arising out of a decision of the Information Commissioner, except for a decision as to the deferral of access to a document, the charges to be imposed for dealing with an access application and the payment of a deposit on account of charges.

Fees and Charges

Item	Fee
Personal information about the applicant	No fee
Application fee under section 12(1)(e) of the *FOI Act 1992* (for non-personal information)	$30.00
Charge for time taken by staff dealing with application (per hour or pro rata)	$30.00
Access time supervised by staff (per hour or pro rata)	$30.00
Photocopying staff time (per hour or pro rate)	$30.00
Photocopying – as per Councils fees and charges	A4: 70c
Transcribing information from a tape or other device (per hour or pro rata)	$30.00
Duplicating a tape, film or computer information	Actual Cost
Delivery, packaging and postage	Actual Cost

Deposits	
Advance deposits may be required of the estimated charges – section 18(1) of the *FOI Act 1992*	25%
Further advance deposit may be required by written notice if the Shire considers they are necessary to meet the charges for dealing with the application – section 18(4) of the *FOI Act 1992*	25%
Financially disadvantaged applicants or those issues with a prescribed pensioner concession card, the charge payable is reduced	25%

APPENDIX 1

SHIRE OF JERRAMUNGUP
APPLICATION FOR ACCESS TO DOCUMENTS
(Under *Freedom of Information Act 1992*, section 12)

DETAILS OF APPLICANT

Surname: _____Given names _____

Australian Postal Address: _____

Post Code _____ Telephone Number(s): _____

DETAILS OF REQUEST

(Please Tick) ☐ Personal Documents ☐ Non-Personal Documents

I am applying for access to document(s) concerning: _____

_____

FORM OF ACCESS

I wish to inspect the document(s) ☐ Yes ☐ No

I require a copy of the document(s) ☐ Yes ☐ No

I require access in another form ☐ Yes ☐ No

(Specify) _____

FEES AND CHARGES

Attached is a cheque/cash to the amount of $_____ to cover the application fee (non personal information ONLY). I understand that before I obtain access to documents I may be required to pay processing charges in respect of this application and that I will be supplied with a statement of charges if appropriate.

APPLICANT'S SIGNATURE _____ DATE ____/____/____

(Office Use Only)

FOI Reference Number: _____

Received On: _____/_____/_____

Deadline for Response:_____/_____/_____

Acknowledgement Sent On: _____/_____/_____

Proof of Identity (if applicable)

Type: _____ Signed: _____

APPENDIX 2

NOTES

FOI Applications

- FOI access requests must be in writing.
- Provide enough information to enable the correct document(s) to be identified.
- The Shire of Jerramungup may request proof of your identity.
- If you are seeking access to document(s) on behalf of another person, the Shire of Jerramungup will require authorisation from them, in writing.
- Give an Australian address to which notices can be sent.
- Your application will be dealt with as soon as practicable (and, in any case, within 45 days) after it is received.
- Further information can be obtained from the Shire of Jerramungup Freedom of Information Coordinator, telephone (08) 9835 1022. The Shire of Jerramungup administration building is located at 8 Vasey Street, Jerramungup.

Forms of Access

You can request to access documents by way of inspection, a copy of a document, a copy of an audio or video tape, a computer disk, a transcript of a recorded document or of words recorded in shorthand or encoded form, or a written document in the case of a document from which words can be produced in written form.

Where the Shire of Jerramungup is unable to grant access in the form requested access may be given in a different form.

Fees and Charges

There are no application fees or charges for personal information or amendment of personal information about the applicant (eg: family details, details of employment, material in personal records, medical reports etc).

The basic application fee for non-personal information ONLY is $30.00.

There is also a charge of $30.00 per hour per staff time or pro rata for part of an hour for dealing with an application. If charges are likely to exceed $25.00 the Shire of Jerramungup will give an estimate of charges and ask whether you wish to proceed with the application. You must respond within 30 days if you wish to proceed.

An applicant who is the holder of a currently valid concession card issued on behalf of the Commonwealth Government under the *Rates and Charges (Rebates and Deferments) Act 1992* may be eligible for a reduction of 25% in the charges associated with the application.

No reduction is applicable to the application fee.

Lodgement of Applications

Applications may be lodged:

By Post, Addressed to:

FOI Coordinator
Shire of Jerramungup
PO Box 92
JERRAMUNGUP WA 6337

In Person, at:

FOI Coordinator
Administration Building
8 Vasey Street
JERRAMUNGUP WA 6337

APPENDIX 3

SHIRE OF JERRAMUNGUP

APPLICATION FOR INTERNAL REVIEW OF A DECISION

(Under *Freedom of Information Act 1992*, section 40 or section 54)

Surname: _____ Given names _____

Australian Postal Address: _____

Post Code _____Telephone Number(s): _____

FOI Ref No: _____

I am unhappy with a decision made by your agency and therefore seek a review of this decision because:

- ☐ I have submitted an application for access to documents in accordance with the *Freedom of Information Act 1992* and:
- ☐ I have been given access to an edited copy
- ☐ The agency has refused to deal with my access application
- ☐ I have been refused access to a document
- ☐ I have been given access to a document but access has been deferred
- ☐ I have been given access via a suitable qualified person under S.28 or access has been withheld by that person
- ☐ I consider that I have been charged too much

OR

- ☐ I am a third party specified in the documents and:
- ☐ I have not been consulted about giving access and disagree with the decision to give access to the documents
- ☐ I have been consulted but I disagree with the decision to give access to the document

OR

- ☐ I have submitted an application for amendment of personal information and:
- ☐ The agency has refused to make the requested amendment
- ☐ The agency has refused to make a notation or attachment to the information

COMMENTS

You may include any additional comments you wish to be considered in the review of the decision (include additional pages if necessary).

Applicant's Signature: _____ Date: _____

ADVICE OF DECISION

The Shire of Jerramungup will undertake an internal review and advise you of its decision within 15 days of receipt of this application.

LODGEMENT OF APPLICATIONS

Applications may be lodged:

By Post, addressed to:

FOI Coordinator
Shire of Jerramungup
PO Box 92
JERRAMUNGUP WA 6337

In Person, at:

FOI Coordinator
Administration Building
8 Vasey Street
JERRAMUNGUP WA 6337



EXECUTIVE SUMMARY · OCTOBER 2026

Bremer Bay Cultural & Civic Precinct

A proposal to co-locate civic, community, cultural and visitor services in Bremer Bay

Shire of Jerramungup
Discover Diversity

BLUESALT CONSULTING

EXECUTIVE SUMMARY

The Shire of Jerramungup is seeking **$15.75 million** in external capital funding to build the Bremer Bay Cultural and Civic Precinct. The Precinct is a shared facility that brings the town's civic, community, cultural and visitor services together in one building. The Shire will contribute $3.5 million of its own. An independent cost benefit analysis gives the project a benefit cost ratio of 1.64, and the Shire has already commenced preparation of tender-ready drawings.

Proponent	Shire of Jerramungup
Location	21 Seadragon Avenue, Bremer Bay Town Centre (Shire-owned, serviced lot)
Facility	Shared civic and community building of approximately 1,809m²
Total project cost	$19.25 million excluding GST (independent estimate, HW & Associates, November 2025)
Shire contribution	$3.5 million ($1.0 million from reserves and $2.5 million in borrowings)
External funding sought	Approximately $15.75 million
Economic return	Benefit cost ratio 1.64, net present value $11.55 million, economic rate of return 10% (Stantec)
Building users	Shire of Jerramungup, Bremer Bay Community Resource Centre and, subject to final agreements, Wagyl Kaip Southern Noongar Aboriginal Corporation and the Department of Biodiversity, Conservation and Attractions (DBCA)
Project status	Feasibility study, community engagement, concept design, cost estimate, cost–benefit analysis and business case complete

Why Bremer Bay Needs It

Bremer Bay is on Western Australia's south coast, 180 kilometres east of Albany and 500 kilometres south-east of Perth. It is classified as Remote Australia. When the nearest regional centre is that far away, the services a town can offer locally matter.

Most of those services currently operate from the Shire's ageing buildings on Mary Street, but the buildings limit what is on offer:

- The library has about 40 square metres and no room for children's activities or programs. It still recorded 2,096 loans in 2024–25.
- Five to six Shire staff share one office on a rotating basis. Ranger, planning and community development services are largely run from Jerramungup, 100 kilometres away.
- Visitor information is provided from an enclosed walkway between buildings.
- People using Services Australia through the Community Resource Centre (CRC) have no private space to do so.
- The hall is cold and poorly lit. It is inefficient for small meetings and cannot properly host the larger events and training the community has asked for.
- Emergency welfare arrangements rely on the Sports Club, which is outside the town centre and reached by a one-way road.

Demand for these services also changes through the year. Bremer Bay's population rises well above its permanent resident count over summer and the school holidays, and the town's services, events

and emergency arrangements need to cope with those peaks. No existing building in town could take on this mix of services.

Two organisations with growing responsibilities in the area have nowhere to work from. Since the Mamang Maambakoort Marine Park was established in November 2024, Wagyl Kaip Southern Noongar Aboriginal Corporation and DBCA have managed it jointly. Neither has an office or meeting space in Bremer Bay.

The Project

The Precinct will sit on a Shire-owned lot at 21 Seadragon Avenue, next to the civic square, playground and skate park the Shire has already built as part of the Bremer Bay Town Centre. The roads, services, parking and public spaces are in place. The civic building is the last major piece of the Town Centre plan.



Concept render of the proposed Precinct. Source H+H Architects, 2025

The building, designed by H+H Architects, would house:

- Shire administration, with space for Ranger, planning and community development staff to work locally
- the CRC, library, Post Office and Services Australia access
- a visitor information centre with cultural and environmental interpretation
- office and meeting space for Wagyl Kaip and DBCA, subject to lease agreements
- bookable offices, meeting rooms and public computers for remote workers, students and small businesses
- a community hall seating 170 for dinners or 186 in theatre style, with a commercial kitchen
- accessible toilets and showers so the building can serve as an evacuation and welfare centre.

Office areas can be locked off so the hall, kitchen and meeting rooms can be used at night and on weekends. Because reception, meeting rooms, amenities and parking are shared, each organisation avoids building and running a facility of its own.

What It Will Deliver

Better access to everyday services. Accessible, private and comfortable spaces for using the library, Post Office, CRC and Shire services. This matters most to older residents and people with limited mobility, in a town where the median age is 53.

More Shire services delivered in town. More staff time spent in Bremer Bay and less time on the road to and from Jerramungup. Stantec values the travel savings alone at $2.9 million over the life of the project.

A stronger visitor economy. A proper visitor centre and a venue that can host events, exhibitions and workshops. Additional visitor spending is the largest benefit in the cost benefit analysis, valued at $15.9 million.

A local base for Traditional Owners. A permanent place for Wagyl Kaip to carry out its joint-management role, with Noongar culture and knowledge part of a building residents and visitors use every day.

Emergency readiness. A central welfare and evacuation centre close to emergency services, able to support the much larger number of people in town during peak periods.

A completed Town Centre. The civic building makes full use of the roads, parking and public spaces the Shire has already paid for. It also frees the Mary Street site for other community uses in future.

Keeping Bremer Bay a Place to Live, Work, Raise a Family and Invest

Small towns keep people when the basics are there. Families look for somewhere for their children to learn and play. Professionals need a decent place to work. Small businesses need somewhere to meet clients, run a workshop or cater an event. Bremer Bay's current civic buildings offer little of this.

The Precinct gives the town a library with room for story time and school-holiday programs, right beside the playground and skate park. It gives DBCA, Wagyl Kaip and the Shire a workplace in town, so more roles can be based in Bremer Bay rather than serviced from Albany, Esperance or Jerramungup. Its bookable offices and meeting rooms suit remote workers and visiting professionals. The hall and commercial kitchen create work for caterers, tour operators and event organisers. Relocating services from Mary Street also makes that site available for future health or childcare services, subject to separate planning. Families weigh these services heavily when deciding where to live.

With a median age of 53, Bremer Bay needs to hold on to younger households and attract new ones if it is to keep its workforce, businesses and volunteer emergency services going. Funding the Precinct helps make sure Bremer Bay remains an attractive place to live, work, raise a family and invest.

Value For Money

Stantec's independent cost benefit analysis compared the full Precinct with keeping the current arrangements, over 30 years at a 5% real discount rate.

ECONOMIC MEASURE	RESULT
Present value of benefits	$29.43 million
Present value of costs	$17.90 million
Net present value	$11.55 million
Benefit cost ratio	1.64
Economic internal rate of return	10%

The benefit cost ratio stays above 1.0 if capital costs rise by 40% (1.17) or if benefits fall by 20% (1.31). Several benefits are not given a dollar value in the model, including better accessibility, cultural participation and community connection, and these add to the case.

The $19.25 million estimate is realistic for a remote site. It includes a 30% Bremer Bay locality allowance, design and construction contingencies, professional fees and 12 months of escalation.

Options Considered

The business case tested four options.

OPTION	CAPITAL COST	RESULT
Keep the current buildings	No new capital	Services stay constrained and Wagyl Kaip and DBCA remain without a local base.
Reduced Precinct	About $16.5 million	Permanently drops the hall and commercial kitchen. Event and welfare capacity is lost and the old Mary Street hall must keep running.
Staged Precinct	About $16.5 million for Stage 1	Defers the hall and kitchen to a second project that would need its own funding, at future construction prices.
Full Precinct (preferred)	$19.25 million	Delivers every function in one build and allows the Shire to consolidate its Bremer Bay facilities.

For around $2.75 million more than the reduced or staged options, the full Precinct delivers the complete facility in a single build and leaves no unfinished stage for a later funding round.

Strategic Fit

LEVEL	ALIGNMENT
Australian Government	Regional Investment Framework: locally informed, place-based investment in people, places and services, delivered with local government, Traditional Owner and State partners.
State Government	State Infrastructure Strategy (Foundations for a Stronger Tomorrow), which calls for co-located, place-based regional services. WA Visitor Economy Strategy 2033, which supports Aboriginal tourism, regional events and visitor servicing.
Region	Great Southern Development Commission priorities for social infrastructure, cultural assets and tourism, and its concern about an ageing population and young people leaving the region.
Shire of Jerramungup	Strategic Community Plan, Local Planning Strategy and Bremer Bay Town Centre Structure Plan, which identify the Civic Precinct as the community focus of the Town Centre.

Ready To Deliver

The project has been planned and tested in stages over several years:

- a Shire-owned site with roads, services, parking and the surrounding public realm already built
- a feasibility study completed in January 2026, informed by a community survey, a workshop and interviews with service providers and partners
- a concept design by H+H Architects and an independent cost estimate by HW & Associates
- an independent cost–benefit analysis by Stantec and a full business case by BlueSalt Consulting
- tender-ready drawings now in preparation.

The Shire will lead delivery and procure construction through a public tender. A Project Steering Group of the Shire, CRC, Wagyl Kaip and DBCA will guide design and set-up. Lease, operating and cost-sharing arrangements with partners will be finalised as the design develops.

The Funding Request

The Shire of Jerramungup has set aside $3.5 million for the Precinct. This is a large commitment for a small rural local government.

It is seeking approximately **$15.75 million** in external capital funding to complete the project. Suitable programs include the Regional Precincts and Partnerships Program and the Growing Regions Program.

This funding would let the Shire complete the Bremer Bay Town Centre and give the town a civic building that will serve it for decades.

Prepared by:

BLUESALT CONSULTING

Shire of Jerramungup
Discover Diversity

T (08) 9835 1022
E council@jerramungup.wa.gov.au

8 Vasey Street
Jerramungup WA 6337

PO Box 92, Jerramungup WA 6337
www.jerramungup.wa.gov.au

The Attachment to the following Agenda Report is under separate cover:

12.4.4 Bremer Bay Cultural and Civic Precinct Building – Endorsement of Preferred Investment Option

Attachment

12.4.4 b) Cultural Precinct Business Case

Bremer Bay Cultural and Civic Precinct Cost Benefit Analysis

Stantec

Prepared for:
BlueSalt Consulting

Prepared by:
Will Ho and Sarah Calvert

Date:
7 September 2026

Project/File:
300306285

Stantec Australia Pty Ltd

Revision Schedule

Revision No.	Date	Description	Prepared by	Quality Reviewer	Independent Reviewer	Project Manager Final Approval
001	26/08/2026	Draft	WH / SC	PM	AM	DH
002	07/09/2026	Final	WH / SC	PM	AM	DH

Disclaimer

The conclusions in the report are Stantec's professional opinion, as of the time of the report, and concerning the scope described in the report. The opinions in the document are based on conditions and information existing at the time the document was published and do not take into account any subsequent changes. The report relates solely to the specific project for which Stantec was retained and the stated purpose for which the report was prepared. The report is not to be used or relied on for any variation or extension of the project, or for any other project or purpose, and any unauthorized use or reliance is at the recipient's own risk.

Stantec has assumed all information received from the client and third parties in the preparation of the report to be correct. While Stantec has exercised a customary level of judgment or due diligence in the use of such information, Stantec assumes no responsibility for the consequences of any error or omission contained therein.

This report is intended solely for use by the client in accordance with Stantec's contract with the client. While the report may be provided to applicable authorities having jurisdiction and others for whom the client is responsible, Stantec does not warrant the services to any third party. The report may not be relied upon by any other party without the express written consent of Stantec, which may be withheld at Stantec's discretion.

Prepared by:

Signature

Will Ho and Sarah Calvert

Printed Name

Reviewed by:

Signature

Andrew Malowiecki

Printed Name

Approved by:

Signature

Desmond Ho

Printed Name

Table of Contents

Executive Summary ..... **ii**
1 Introduction **1**
1.1 Scope and Purpose 1
1.2 The Proposal 1
2 The Site **2**
2.1 Site Context 2
3 Strategic Alignment **3**
3.1 Investment Logic Map 3
4 Background Review **4**
4.1 Population Trends 4
4.2 Visitation Trends 4
4.3 Existing Facilities 4
5 Economic Assessment **7**
5.1 Introduction and Approach 7
5.2 Estimated Costs 8
5.3 Microeconomic Benefits 8
5.4 Macroeconomic Benefits 12
5.5 Intangible Economic Benefits 14
5.6 Results of the CBA 14
5.7 Conclusions 16

List of Tables

Table 4-1. Identified Gaps
Table 5-1. Participation in Arts and Cultural Activities
Table 5-2. Frequency of Attending Art Events
Table 5-3. Willingness to Pay for Improved Arts and Cultural Access
Table 5-4. Calculated Value of Improved Access to Arts and Culture
Table 5-5. Annual Tourist Expenditure in Bremer Bay
Table 5-6. Calculated Economic Impact of Visitor Centres on Tourist Spending
Table 5-7. Value of Rent Revenue
Table 5-8. Value of Total Benefits
Table 5-9. CBA Combined Results Discounted at 5%
Table 5-10. Sensitivity Test Results

List of Figures

Figure 2-1. Site Layout
Figure 3-1. Investment Logic Map
Figure 4-1. Survey Responses to Attitudes of Existing Facilities
Figure 5-1 CBA Framework

Executive Summary

The proposal comprises the development of the Bremer Bay Cultural and Civic Precinct at 21 Seadragon Avenue, Bremer Bay. The project is being led by the Shire of Jerramungup and forms a key component of the broader vision to establish a central civic, cultural and community hub within the emerging Bremer Bay Town Centre.

The proposed precinct is intended to address a number of identified gaps in existing community infrastructure, including the lack of suitable meeting facilities, office space, visitor servicing facilities, community gathering spaces and flexible event areas. Through the co-location of services and community functions, the development aims to improve accessibility, operational efficiency and service outcomes for residents and visitors while supporting the continued growth of Bremer Bay as a regional tourism destination.

There are 4 main objectives shown in the Investment Logic Map (ILM):

- Reduce travel times for Shire and Wagyl Kaip employees in Bremer Bay
- Provide accessible community facilities
- Improve tourist outcomes
- Improve emergency resilience with an evacuation centre.

These objectives link directly to benefits and outcomes in the short, medium and long terms.

A hybrid Cost Benefit Analysis (CBA) has been undertaken combining elements of conventional CBA (measuring microeconomic benefits) with a financial model which measures some macroeconomic and commercial benefits.

Based on the assumptions outlined below and the estimates within the hybrid CBA model, it shows a viable project with a Benefit Cost Ratio (BCR) of 1.64 based on 5 percent real discount rate over the 30-year appraisal period. With a 5% discount rate, key KPIs are summarised below:

Indicator	Value
PV Cost ($000)	$17,897
PV Benefit ($000)	$29,430
NPV($000)	$11,533
BCR	1.64

These results may be conservative because there are a number of unknowns such as how often the evacuation centre would be used. The sensitivity testing showed that even with very pessimistic modelling, the project is still viable.

1 Introduction

1.1 Scope and Purpose

This Cost Benefit Analysis (CBA) has been prepared for BlueSalt Consulting (the Client) to assess the economic and community impacts associated with the proposed Bremer Bay Cultural and Civic Precinct in Bremer Bay, Western Australia. The assessment compares the costs and benefits of delivering the proposed precinct against a base case scenario in which the project does not proceed.

The purpose of this assessment is to inform future investment decisions and funding applications by evaluating the economic, social and community value generated by the project. The CBA considers the anticipated impacts of the project on residents, visitors, businesses, service providers and the broader Great Southern region, supporting evidence-based decision making regarding the future delivery of the proposed precinct.

1.2 The Proposal

The proposal comprises the development of the Bremer Bay Cultural and Civic Precinct at 21 Seadragon Avenue, Bremer Bay. The project is being led by the Shire of Jerramungup and forms a key component of the broader vision to establish a central civic, cultural and community hub within the emerging Bremer Bay Town Centre.

The proposed development seeks to establish a purpose-built cultural, community and civic facility that will support local government services, visitor servicing, community events, business activity, cultural initiatives and broader community development outcomes. The facility is proposed to accommodate a range of co-located services including Shire administration offices, the Bremer Bay Community Resource Centre, library, visitor information centre, meeting rooms, community function spaces and supporting amenities. Office accommodation is also proposed for external organisations including the Department of Biodiversity, Conservation and Attractions (DBCA) and the Wagyl Kaip Southern Noongar Aboriginal Corporation (Wagyl Kaip).

The proposed precinct is intended to address a number of identified gaps in existing community infrastructure, including the lack of suitable meeting facilities, office space, visitor servicing facilities, community gathering spaces and flexible event areas. Through the co-location of services and community functions, the development aims to improve accessibility, operational efficiency and service outcomes for residents and visitors while supporting the continued growth of Bremer Bay as a regional tourism destination.

2 The Site

2.1 Site Context

The subject site is located at 21 Seadragon Avenue within the Bremer Bay Town Centre, approximately 515km south-east of Perth, 180km east of Albany and 100km south-east of Jerramungup. Bremer Bay is situated within the Great Southern Region of Western Australia and lies within the Wagyl Kaip Southern Noongar agreement area.



Figure 2-1. Site Layout

Source: H+H Architects

The site occupies a prominent location within the developing Bremer Bay Town Centre and is intended to form part of the Town Centre vision established by the Shire of Jerramungup. The site is currently undeveloped and is situated adjacent to existing community infrastructure, including the town skate park, playground and civic space. Future residential and town centre development is proposed on surrounding land, with the Cultural and Civic Precinct intended to function as a central community and civic hub within the precinct.

3 Strategic Alignment

3.1 Investment Logic Map

An Investment Logic Map (ILM) has been developed to identify the key problems, project outputs, expected outcomes and long-term benefits associated with the proposed Bremer Bay Cultural and Civic Precinct. The ILM provides the framework for the cost benefit analysis by establishing the logical relationship between the investment and the benefits expected to be generated over the life of the project.

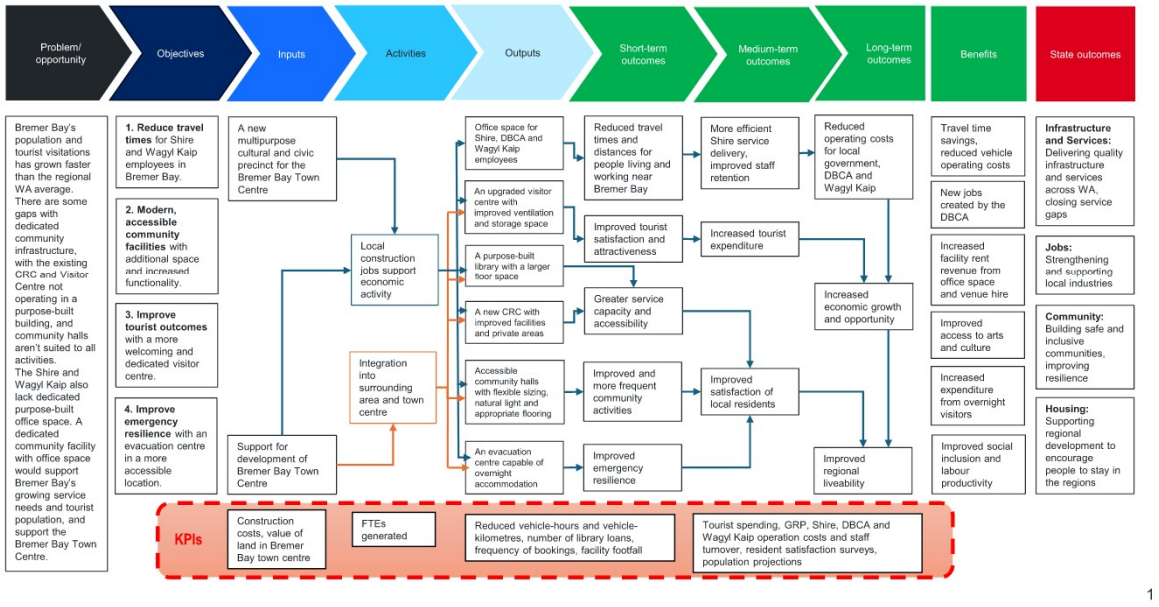

Figure 3-1. Investment Logic Map

4 Background Review

4.1 Population Trends

The Shire of Jerramungup had a resident population of approximately 1,217 people in 2021, of which 424 residents were located within the Bremer Bay locality. Between 2016 and 2021, Bremer Bay experienced population growth of approximately 13.7%, increasing from 373 to 424 residents. This is almost twice as much as the WA statewide average, which saw 7.5% growth over the same period. Bremer Bay contained approximately 484 dwellings in 2021, compared to 440 dwellings in 2016.

Despite the relatively small permanent population, Bremer Bay experiences significant seasonal population fluctuations. Only 38.2% of dwellings were occupied on Census night in 2021, indicating a high proportion of holiday homes and absentee owners. As a result, permanent population figures do not fully reflect the demand placed on local services and community infrastructure throughout the year.

4.2 Visitation Trends

Tourism is a significant contributor to the local economy and places additional demand on community infrastructure and visitor services. Tourism Research Australia data indicates that the Shire attracts approximately 55,000 domestic overnight visitors annually, generating approximately 153,000 visitor nights and $29 million in annual visitor expenditure.

The region also attracts approximately 5,000 international overnight visitors annually, generating approximately 17,000 visitor nights. Visitor expenditure associated with international tourism is estimated at approximately $1.82 million per annum. Tourism Research Australia identified international tourism as a growing market for Bremer Bay.

The vast majority of tourist visits take place in the summer months, with an estimated 20,000 visitors in January, and typically around 10,000 visitors in December and February each.

4.3 Existing Facilities

4.3.1 Community Facilities

While the Bremer Bay locality currently does have community facilities, many of these are housed in buildings that are not fit-for-purpose and no longer have enough space to accommodate increasing demand for services. The following facilities were identified as no longer being fit-for purpose:

- Function hall
- Community Resource Centre (CRC)
    - » Library
    - » Post office
- Shire office
- Visitor centre
- Medical centre

All of the above functions, except the medical centre, are currently catered for in a single building with a hall at the rear and enclosed walkway that functions as a visitor information centre and function space. The CRC, library and post office are all housed in the same space, with Shire staff performing work duties in Bremer Bay working in a single room. The proposed cultural and civic precinct would accommodate the function hall, CRC, Shire office and visitor centre.

In a survey conducted by the Client, while the local community generally identified the existing facilities as "average" at catering to their needs, there were still a considerable number of residents rating the facilities as "poor," with the existing community hall facility having the most respondents rate it as "poor." **Figure 4-1** shows the responses to the survey.

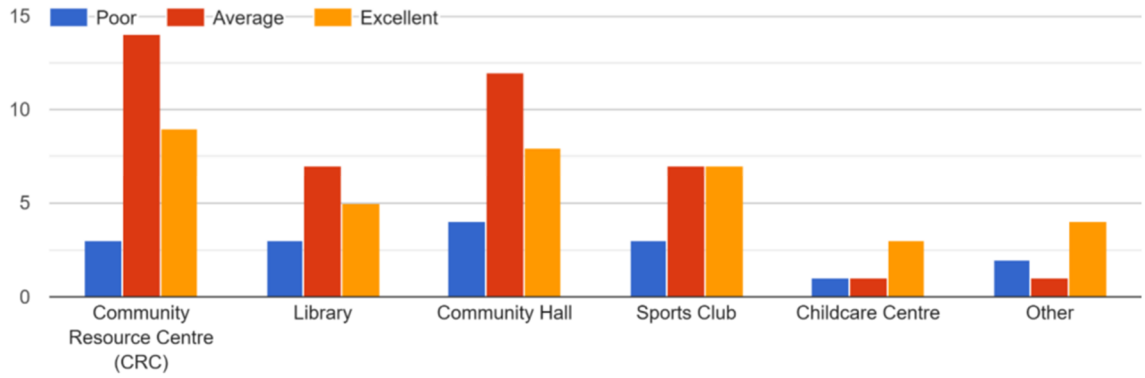

Figure 4-1. Survey Responses to Attitudes of Existing Facilities

Source: BlueSalt Consulting

4.3.2 Office Facilities

As mentioned previously, Shire employees with work responsibilities in Bremer Bay currently do not have dedicated office space. These employees include planners, administration and rangers. Existing employees work in a single room in the existing community facility that is not purpose built when working in Bremer Bay. The existing Shire building is in Jerramungup proper, meaning that Shire employees have to travel 86km or approximately one hour each way to get to Bremer Bay.

Wagyl Kaip and DBCA employees also currently lack dedicated office facilities.

4.3.3 Identified Gaps

The following gaps were identified with respect to the existing community and office facilities:

Table 4-1. Identified Gaps

Facility type	Facility	Notable issues
Community Facilities	CRC	• Insufficient floor space and storage • Lack of privacy for people accessing government services • Lack of disability access
	Library	• Insufficient floor space • No provision for desk hire or internet access. • Lack of disability access
	Community hall	• Cold and inaccessible flooring • Lack of natural light • Unsuitable for both children and seniors' activities due to flooring and atmosphere
	Indoor gathering spaces	• Lack of dedicated spaces for community during poor weather
	Dedicated visitor information centre	• Lack of storage space • Poor ventilation • Unable to display service brochures
	Cultural information	• Lack of dedicated visitor and cultural info hub that integrates history, interpretation and Aboriginal cultural heritage
Office Facilities	Meeting and workshop rooms	• Lack of dedicated facility limits meetings and events that can be hosted
	Office space	• Shire, Wagyl Kaip and DBCA staff do not have dedicated office facilities • Staff currently have to travel long distances and work in rooms not designed as offices

5 Economic Assessment

5.1 Introduction and Approach

This chapter assesses the economic impacts of the Bremer Bay Cultural and Civic Precinct by investigating the value of benefits and costs associated with the facility.

This hybrid Cost Benefit Analysis (CBA) measures a mixed benefit of both microeconomic and macroeconomic benefits associated with each option. The analysis is split into two components: microeconomic effects based on conventional CBA principles such as opportunity cost and willingness to pay (WTP) metrics, and macroeconomic effects based on additional revenue expected to be generated by the Site which is more akin to conventional Financial Analysis (FA).

The methodology underlying the CBA is based on Treasury guidelines for economic analysis using Rapid Appraisal techniques. Stantec is committed to best practice principles and is grounded in Activity Based Costing (ABC) principles which we believe most closely reflect a real-world situation hence our primary focus is on the operations model in the first instance.

The economic appraisal will be undertaken in accordance with the requirements of the brief, utilising Stantec's in-house CBA model, which comprises of a series of proven versatile spreadsheet-based financial models which can test up to 36 scenarios at a time. The model is built around tranches each of 36 runs with variations on common parameters such as capital and operating cost basis, traffic growth and composition factors, and various operational and economic parameters. In this instance, there is a single option for the proposal to compare against the base case.

The economic analysis considers the comparative costs and benefits of the facility. The key benefits incorporated within this CBA assessment are listed in Section 5.3 and 5.4. The model is based on the rapid appraisal techniques.

Stantec uses a 6-step approach as depicted below which is compatible with most State and Commonwealth guidelines. This approach has been successfully employed by Stantec for numerous projects and business cases in NSW, Qld, WA and Australia wide for all levels of government and public and private clients and Stantec has a spreadsheet-based model to support this process. **Figure 5-1** summarises the framework.

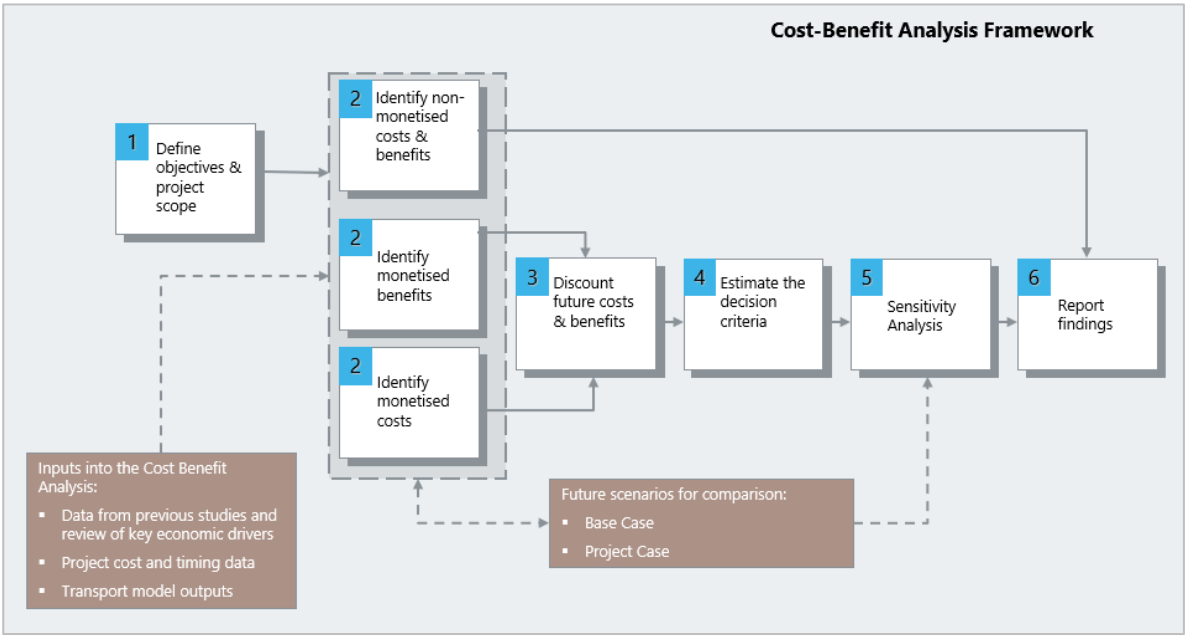

Figure 5-1 CBA Framework

5.2 Estimated Costs

Capital Expenditure was calculated by HW & Associates in November 2025. From their estimates, the P90 cost is assumed to be $19.25 million, including a 12-month escalation rate of 5%. The $19.25 million is therefore assumed to be the P90 cost of construction in 2026 dollars.

In lieu of more detailed information on construction timelines, it is assumed that the facility is constructed over two years from 2027 to 2028, with an opening year of 2029 and with capital expenditure costs split equally between the two years.

The maintenance costs of the facility were not calculated and was not included within the CBA for the proposed facility.

5.3 Microeconomic Benefits

5.3.1 Travel Time Savings

It is assumed that there would be significant travel time savings. Currently, Shire of Jerramungup staff, such as planners, administrative staff and rangers work from the existing Shire Office in Jerramungup, 86km and a one-hour drive away from Bremer Bay.

Having a purpose-built office space in Bremer Bay would reduce the staff who currently have to drive this distance when performing work duties in Bremer Bay. In lieu of detailed information on the work duties of shire staff, it is assumed that fifteen shire staff have to perform work duties in and around Bremer Bay approximately two days in a typical work week. It was assumed that each staff member drove between Jerramungup and Bremer Bay, and that the average **vehicle-kilometres saved was 172 km per staff member per day** when performing work duties in Bremer Bay. The average **vehicle-hours saving** was assumed to be **two hours per staff member per day** when performing work duties in Bremer Bay, identical to the travel distances and times outlined in **Section 4.3.2**. The actual benefit

associated with this measure would be higher if more staff had work duties in and around Bremer Bay, so the benefits associated with this measure should be interpreted as a conservative estimate.

The methodology of calculating the value of benefits associated with reduced vehicle-hours, and vehicle-kilometres travelled was calculated in line with Australian Transport Assessment and Planning (ATAP) guidelines. These savings are assumed to quantify all benefits associated with having Shire, DBCA and Wagyl Kaip employees all capable of working together in a shared space, with the travel time and vehicle-kilometres savings also assumed to encompass the reduced need for commuting to meet in person.

With respect to travel time savings, the ATAP guidelines provide for the monetisation of the following benefits:

- Travel time savings (TT)S
- Vehicle operating cost savings (VOC)S
- Environmental externalities including CO_2 allowance
- Accident reductions
- Reliability and links with network resilience and on time arrivals

Travel time savings are the principal benefit relates to the potential reduction in travel times from workers travelling shorter distances to reach the facility. This is valued using a unit cost rate times the incremental delays for project case and the base case measured as vehicle hours travelled (VHT) by vehicle class.

VOC savings, and other benefits such as environmental externalities, etc are driven by the vehicle kilometres travelled (VKT). Stantec has applied the ATAP algorithms based on Austroads 2004.

Safety – Reduced travel distances over rural roads will improve safety by reducing the number of accidents. Stantec has applied the WA algorithm for calculating the cost of car accidents.

Environmental Externalities – this now includes the decarbonisation costs as well as the traditional ATAP categories.

5.3.2 Evacuation Centre

The community facility could also function as an evacuation centre, given its relatively central location and accessibility from other directions. The existing evacuation centre at the existing Bremer Bay Sports Club is located at the end of a cul-de-sac and is only accessible from one direction. Relocating the evacuation centre to a more accessible location would improve emergency resilience.

The economic benefits of the community facility being able to act as an evacuation centre could be measured by considering the opportunity cost of building a separate evacuation centre.

Since 2023, the Commonwealth Government's Disaster Ready Fund has funded various evacuation centres across Regional WA. Considering the funding provided by the Commonwealth for these facilities, it is possible to provide a rough estimate to the value of constructing a similar facility for Bremer Bay.

In 2024, a regional multi-purpose emergency evacuation centre was funded in Kununurra, through the Disaster Ready Fund, with the whole facility valued at $15.7 million. Kununurra has a population of 5500 people.

The Stubbs Park Evacuation Centre Redevelopment occurred in 2024 cost $2.21 million, with an existing community facility being upgraded to deliver a modern, fit-for-purpose evacuation centre. The project would be capable of accommodating displaced residents across the Shire of Dumbleyung. The Shire had a population of 681 people.

The Shire of Mingenew Emergency Recreation Centre was renovated and upgraded in 2025 at a cost of $1.02 million in order to improve disaster resilience and allow its use as an evacuation centre. The upgrades were described as improving accessibility as well as allowing up to 50 beds to be used to accommodate people, as well as be used as a mustering point for emergency services personnel. The Shire had a population of 407.

Between these three facilities in Regional WA, all built from 2025, there is a strong linear relationship between population and facility cost. Using this relationship, considering Bremer Bay's population of 424, it is estimated that constructing an evacuation centre would cost $1.27 million in 2025 dollars. The community facility would therefore deliver **$1.27 million** in economic benefits, by being built with evacuation centre capabilities at the outset, due to the costs saved in not having to upgrade or construct another evacuation centre.

5.3.3 Improved Access to Arts and Culture

There is also an opportunity for displaying local art in the shared community space. Measuring the utility and economic benefits gained from local residents visiting to experience local arts and cultural events could be used to measure the community benefits associated with the facility that aren't associated with either events run through the community hall, the library or the community resource centre. The Western Australian Department of Creative Industries, Tourism and Sport (DCITS) outlines guidelines for contingent valuation of cultural infrastructure. Catalyse also conducts an annual monitor for DCITS evaluating attitudes to arts and culture across Western Australia.

Benefits can be split into user and non-user categories. Users of the facility have their benefit calculated by considering their willingness to pay (WTP) to access arts and cultural facilities. While the WTP has a dollar value, it is used only to quantify the economic benefits of arts and culture, and should not be interpreted as an endorsement for an entry fee for the facility.

Non-users would also have a much lower WTP with a value reflecting willingness to pay for the continued existence of the site. While non-users may not currently use the facility, they still receive a benefit from knowing there is a facility they may be able to use in future.

In lieu of detailed guidance or survey results around potential attitudes of Bremer Bay residents to improved arts and cultural facilities, the 2026 annual monitor was used to approximate potential users and non-users in the Great Southern region.

Table 5-1 shows that participation in arts and cultural facilities was lower in the Great Southern region compared to the statewide average. The top three activities in the Great Southern region were for movies, indoor art exhibitions and community arts. Given the facility is not anticipated to have a cinema or film component, the benefits associated with indoor and community arts will be the main components considered.

Table 5-1. Participation in Arts and Cultural Activities

Activity	Great Southern	WA Average
Attending at least one art or cultural activity in the past 12 months	61%	73%
Visited a museum	32%	46%
Visited an art gallery	19%	29%

Source: Catalyse, for DCITS (2026)

Participants in indoor and community art events typically attend these events relatively infrequently. **Table 5-2** shows that on average, participants in these activities generally attend these events three times a year.

Table 5-2. Frequency of Attending Art Events

Statewide frequency of attendance	Assumed visits per year per bracket	Indoor arts (%)	Community arts (%)
At least once a week	52	1	0
Every 2 to 3 weeks	18	2	4
Once a month	12	4	5
Every couple of months	4	10	17
Three or four times per year	3	21	18
Once or twice per year	1	62	55
Weighted average per year		**3.01**	**3.09**

Source: Catalyse, for DCITS (2026)

Table 5-3 shows that the average Great Southern resident would be prepared to pay up to $1.62 extra per week in order to fund improved access to the arts and culture, or $84.24 per year. Dividing this by three gives a willingness to pay of $28.08 per visit to access arts and cultural activities.

Table 5-3. Willingness to Pay for Improved Arts and Cultural Access

Description	% of Great Southern residents	Assumed average WTP
% not willing to pay extra	35	0
% willing to pay $0.01 to $2 extra	16	$0.50
% willing to pay $2.01 to $10 more	48	$3
% willing to pay over $10 more	1	$10
Weighted average WTP extra	**$1.62 per week**	

Source: Catalyse, for DCITS (2026)

The entire Shire of Jerramungup has 483 households and a population of 1,160, with the proposed community facility assumed to have a catchment including the Shire. A conservative estimate would have 19% of households as users of the facility, with 81% being non-users, as shown in **Table 5-1**. This is a conservative estimate, noting some people outside the Shire boundaries may be willing to drive further to access the facility.

Table 5-4 shows that a conservative estimate for the value of improved access to arts and culture provided by the facility is **$7,776 per year**. The actual benefits could be higher if more households were enticed to visit the facility for greater access to arts and culture, and so this value should be interpreted as a conservative estimate.

Table 5-4. Calculated Value of Improved Access to Arts and Culture

Description	Visitor Value	Non-Visitor Value
Lower confidence interval WTP value	$28.08 per visit	$0
Total households in catchment	(19%) 92 households	(81%) 391 households
Visits per year	3.01	0
Total annual value	**$7 776**	

Source: DCITS (2026)

5.4 Macroeconomic Benefits

5.4.1 New DBCA Employment

It is estimated the facility would create four positions to be employed by the Department of Biodiversity, Conservation and Attractions (DBCA), with more positions to be created in future. These jobs would likely be to service the nearby marine park.

The value of these jobs has been calculated by considering the median salary and multiplying by four. After five years from opening, two new jobs are created. The median salary of park rangers in Western Australia in 2025 was $81,000 per year. Multiplying this by four gives **$324,000** in economic benefits per year with new jobs created. After five years, two additional jobs are created, with **$486,000** in economic benefits per year.

5.4.2 Increased Tourism Expenditure

There is considerable literature around the impact of visitor centres on increasing the number of visitors to an area, the average length of stay as well as the average amount spent per person per day. There already exists a tourist visitor centre in Bremer Bay, however; the current facility is not fit-for-purpose and would benefit from having a modern centre in the new community facility.

A factor of 15% was applied, with it being assumed that the benefits of upgraded, fit-for-purpose visitor centres is 15% the value of benefits for brand new visitor centres. This is a conservative estimate that reflects that given there already exists a visitor centre in Bremer Bay, an improved facility would provide a much smaller uplift in tourist expenditure.

Tourism Research Australia data categorises external visitors to Bremer Bay into two categories: domestic tourists and international tourists, each with different spending profiles and stay lengths. **Table 5-5** shows the average profile of visitors to Bremer Bay from 2021 to 2024.

Table 5-5. Annual Tourist Expenditure in Bremer Bay

Description	Domestic visitors	International visitors	Total
Annual average number of overnight visitors	55,000	5,000	60,000
Average length of overnight stay	2.78	3.4	
Average expenditure per person per night (2025 dollars)	$191	$107	
Average annual economic activity generated (2025 dollars)	$29,203,900	$1,819,000	**$31,022,900**

Source: BlueSalt Consulting

Table 5-6. Calculated Economic Impact of Visitor Centres on Tourist Spending

Benefit category	Reference	New visitor centres
Average increase in length of overnight stay	South West WA, 2014	2 nights
Percentage of visitors increasing length of overnight stay	South West WA, 2014	13%
Percentage increase in average length of overnight stay	South West WA, 2014	9.4%
Average increase in expenditure	South West WA, 2014	15%
Total increase in economic activity		**25.8%**

Source: Tourism Research Australia (2015)

Therefore, as a result of the upgraded visitor centre, it is anticipated that the level of spending from tourists increases by 3.9% per year, from $31 million in 2025 dollars to $32.2 million, representing a **$1.2 million increase per year** in 2025 dollars.

5.4.3 Venue Hire Revenue

The Client also provided estimates for the value of renting out the facility for office space. As a benchmark, the Client assumed a market rate estimate for the value of rent to be $214 per sqm per annum, similar to advertised commercial rents for office space in Albany and Esperance.

It is noted that this was provided for benchmarking purposes and should not imply an expectation that current community lease arrangements would change, noting that the existing Community Resource Centre pays rent of $2,000 per annum, below the market rate. However, as a conservative estimate, it can be assumed that the economic benefit associated with the Community Resource Centre is at least the value of rent the centre would pay at a market rate.

A similar approach is used when quantifying the economic benefits associated with the library, as well as any community events that could be held in the community hall. For any event or meeting to be viable, the benefits would have to be equal to or greater than the cost of renting the meeting room or hall. Therefore, a conservative estimate for the value of benefits associated with community events is the anticipated revenue from the venue hire fee. An estimate for the value of benefits associated with the library is the level of funding required to maintain a new and expanded facility, approximately $40,000 per year.

Potential revenue sources from renting both the office facility and the venue are provided below in **Table 5-7**.

Table 5-7. Value of Rent Revenue

Revenue type	Potential revenue source	Assumed floor area	Assumed unit rate	Estimated annual rent value
Long term fee for service	DBCA lease agreement	76.32 sqm	$214 per sqm per annum	$16 332
	Wagyl Kaip lease agreement	20.6 sqm	$214 per sqm per annum	$4 408
	Community Resource Centre	147 sqm	$214 per sqm per annum	$31 458
Venue hire	Meeting room		$19 per hour	$2 280
	Hall hire		$40 per hour	$1 200
Services fee	State Library		N/A	$40 000
	Other potential services			Unknown
Total				**$95 678 + potential services**

Source: BlueSalt Consulting

5.5 Intangible Economic Benefits

In addition, it is noted that there are a range of other intangible benefits and non-quantified benefits that were not assessed as part of this preliminary economic assessment, as they were considered beyond the scope of the assessment. As such this economic evaluation should be seen as a conservative appraisal. Other benefits arising from the facility are likely to include:

- Local recreation, lifestyle and health benefits from increased community activities
- Visual amenity from having a visually pleasing, modern community facility
- Government reputational gains, such as increased integrity through completion of projects
- Social inclusion arising from having a non-commercial, welcoming public space that residents can freely use for social activities
- Education benefits from having a more welcoming library environment
- Benefits to First Nations and LGBTQ+ communities through increased community engagement and increased opportunities to engage in arts and culture
- Improved labour productivity from Shire of Jerramungup, DBCA and Wagyl Kaip employees having purpose-built office space that adequately meets workplace needs
- An improved benefit for residents accessing government services with more reliable internet and private spaces.

5.6 Results of the CBA

The value of estimated benefits against the base case from 2029 to 2055 are summarised below in **Table 5-8**.

Table 5-8. Value of Total Benefits

Description	Undiscounted		Discounted (5%)	
	Value ($000)	As % of total benefits	Value ($000)	As % of total benefits
Travel time	$3,972	6.2	$1,954	6.6
VOC savings	$818	1.3	$402	1.4
Safety	$852	1.3	$419	1.4
Externalities	$353	0.6	$174	0.6
Total benefit associated with traffic	**$5,995**	**9.4**	**$2,949**	**10.0**
Opportunity cost of evacuation centre	$1,270	2.0	$1,097	3.7
Benefit from art	$210	0.3	$103	0.4
Residual value of facility (after 2055)	$9,240	14.4	$2,245	7.6
Total microeconomic benefit	**$16,715**	**26.1**	**$6,394**	**21.7**
Additional employment	$12,312	19.2	$5,819	19.8
Additional tourist expenditure	$32,416	50.6	$15,946	54.2
Revenue from rent and venue hire	$2,583	4.0	$1,271	4.3
Total macroeconomic benefit	**$47,311**	**73.9**	**$23,036**	**78.3**
Total benefit	**$64,026**		**$29,430**	

The results of the CBA are outlined below in **Table 5-9**.

Table 5-9. CBA Combined Results Discounted at 5%

Description	Value
PV Cost ($000)	17,897
PV Benefit ($000)	29,430
NPV ($000)	11,533
BCR	1.64
NPVI	**0.64**
EIRR	10%

NPV = net present value = PV benefits minus PV costs which is the absolute value of the project and the economist's preferred method of prioritisation.
BCR = benefit cost ratio = relative measure of the value of the project.
NPVi = Capital efficiency ratio = NPV divided by capital cost.
EIRR = Economic internal rate of return = the discount rate where all costs exactly equal benefits.

A sensitivity test was also undertaken, shown in **Table 5-10**. Sensitivity testing is used as an alternative to a risk assessment and provides a quick way to understand the interactions of key variables on the outcome of a proposal, with the BCR and NPV used as a suitable performance indicator.

Table 5-10. Sensitivity Test Results

Description	BCR
Reference case (5% discount)	1.64
Cost estimate +40%	1.17
Cost estimate +20%	1.37
Cost estimate -20%	2.06
PV Benefits +20%	1.97
PV Benefits -20%	1.32
PV Benefits -40%	0.99
Only including micro benefits	0.36

5.7 Conclusions

When taking a hybrid approach and quantifying both microeconomic and macroeconomic benefits together, the BCR is 1.64, meaning the value of benefits is 64% greater than the value of costs, and that the proposed facility is an economically sound project that will generate significant economic benefits associated with increased tourist expenditure, additional employment and travel time savings for Shire, DBCA and Wagyl Kaip employees. It is also clear that the project is commercially viable based on the real-world financial cash flows the project would deliver through additional tourism and rental revenue uplift.

Sensitivity testing reveals that if realised costs and benefits are up to 20% higher or lower, the BCR is at least 1.32, suggesting that even if the benefits are not fully realised or construction costs increase, the facility will still provide a considerable economic net benefit.

The proposed facility is an economically sound project that will generate significant economic benefits associated with increased tourist expenditure, additional employment and travel time savings for Shire, DBCA and Wagyl Kaip employees. As secondary and intangible economic benefits are not included, this appraisal should be interpreted as a conservative estimate of benefits.

With every community, we redefine what's possible.

Stantec is a global leader in sustainable engineering, architecture, and environmental consulting. The diverse perspectives of our partners and interested parties drive us to think beyond what's previously been done on critical issues like climate change, digital transformation, and future-proofing our cities and infrastructure. We innovate at the intersection of community, creativity, and client relationships to advance communities everywhere, so that together we can redefine what's possible.

Stantec Australia Pty Ltd

Ground Floor, 226 Adelaide Terrace
Perth WA 6000
AUSTRALIA
ABN 17 007 820 322
stantec.com